

PSU CARES - 2023 Q2 and Cumulative Total

File created on: 7/5/2023 10:35:02 AM

of Students

6

\$ Distributed

\$3,000

of Transactions

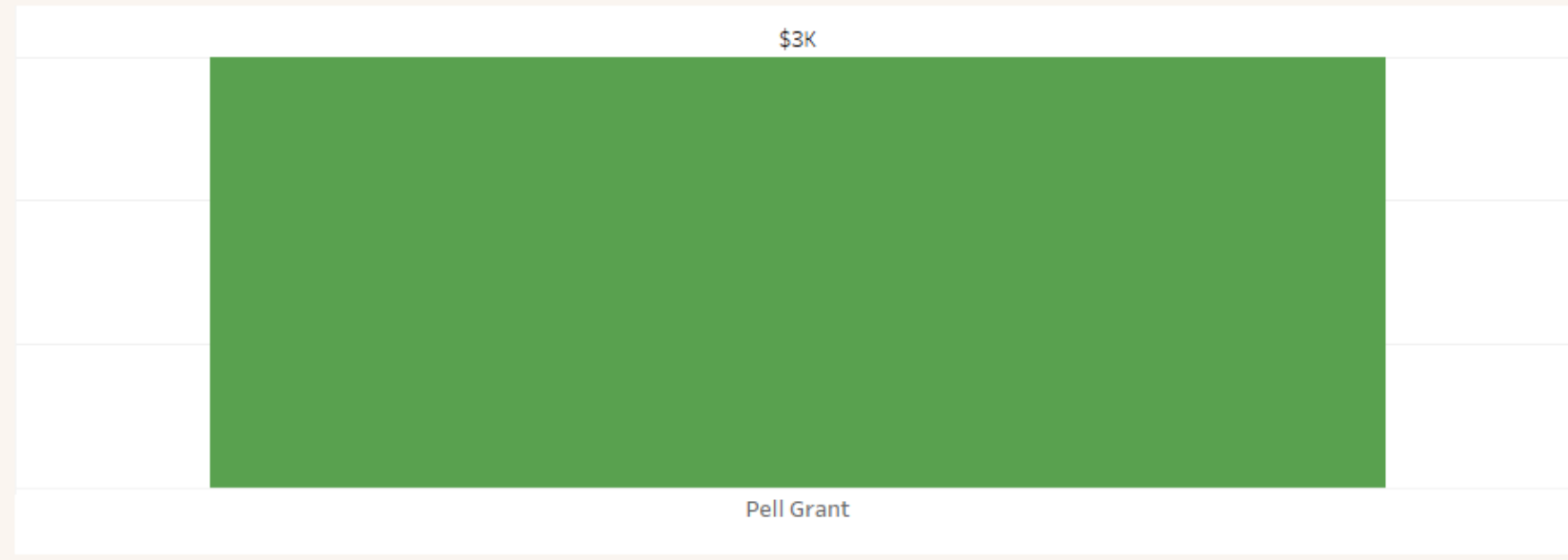
6

Graduate Students Average

Undergraduate Students Average

\$500.00

By Cost Type



Cumulative Total Since 2020 Q3

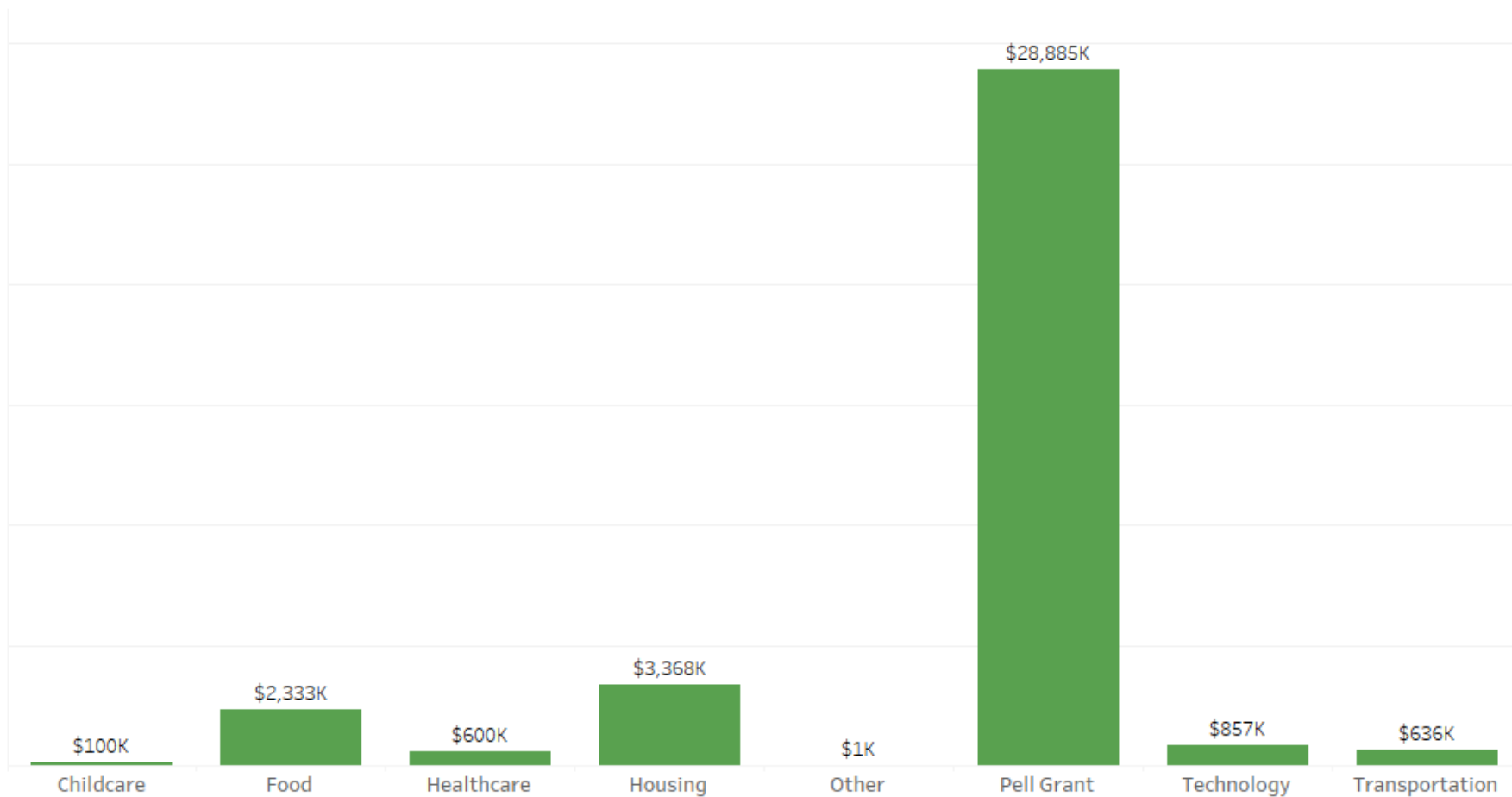
of Students (Cumulative)

17,576

\$ Distributed (Cumulative)


\$36,781,242

By Cost Type (Cumulative)



CARES Total

\$3,000



Fund Type	Pell Grant
CRRSAA	\$3,000
Grand Total	\$3,000

Student Level		
	# of Students	\$ Distributed
Sophomore (45-89)	1	\$500
Junior (90-134)	1	\$500
Senior (135-999)	4	\$2,000
Grand Total	6	\$3,000

Citizenship		
	# of Students	\$ Distributed
Citizen	6	\$3,000
Grand Total	6	\$3,000

Residency		
	# of Students	\$ Distributed
Resident	5	\$2,500
Non-Resident	1	\$500
Grand Total	6	\$3,000

Gender		
	# of Students	\$ Distributed
Female	6	\$3,000
Grand Total	6	\$3,000

Age Group		
	# of Students	\$ Distributed
21 - 30	3	\$1,500
31 - 40	3	\$1,500
Grand Total	6	\$3,000

Student Level

	# of Students	\$ Distributed
Sophomore (45-89)	1	\$500
Junior (90-134)	1	\$500
Senior (135-999)	4	\$2,000
Grand Total	6	\$3,000

Residency

	# of Students	\$ Distributed
Resident	5	\$2,500
Non-Resident	1	\$500
Grand Total	6	\$3,000

Age Group

Age Group	# of Students	\$ Distributed
21 - 30	3	\$1,500
31 - 40	3	\$1,500
Grand Total	6	\$3,000

Gender

	# of Students	\$ Distributed
Female	6	\$3,000
Grand Total	6	\$3,000

Ethnicity / Race

* Students may have multiple races or no race data

Citizenship

	# of Students	\$ Distributed
Citizen	6	\$3,000
Grand Total	6	\$3,000

Hispanic / Latino	2	\$1,000
-------------------	---	---------

White	5	\$2,500
-------	---	---------