



THE PRESIDENT'S
FACT BOOK
PANDEMIC EDITION

2020 - 2021

INTRODUCTION

Portland State University (PSU) is Oregon's diverse, innovative, and affordable urban research university. In this time of profound disruption, our direction is defined by a commitment to serving our students and is lifted through our deep connections to a thriving, progressive city.

PSU will emerge from this pandemic stronger — expanding opportunity and redefining excellence by today's needs and standards. This is a time for adaptation, resilience, and high-impact initiatives for positive change. This is a time when PSU excels.

How? We will leverage our strengths to ensure PSU's success in the coming years, by:

- Taking a diversified approach to financial sustainability.
- Giving free rein to innovation in academic programs, pedagogy, and research.
- Pursuing strategic and targeted philanthropy.
- Unleashing the energy and commitment of faculty, staff, and students to make PSU stronger.

This year's Fact Book provides leaders and other campus stakeholders with the data they need to tell the PSU story. In the spirit of a "virtual" academic year, this resource is available online at the President's website: <https://www.pdx.edu/president>.

I hope you will find it useful.

Stephen Percy,
President
Portland State University



THE PRESIDENT'S STRATEGIC PRIORITIES TO STRENGTHEN PSU

As we emerge from the pandemic and make good on our commitments to justice, student success and engaging with our community, the following priorities — developed by PSU President Stephen Percy in partnership with the Board of Trustees and other stakeholders — will animate our work.

1. **Acting on Equity and Racial Justice:** It is time for Portland State to center its effort to combat racism and advance social justice across our campus with dogged determination and long-term commitment. We will build on the work of many to engage all of PSU in this effort, applying an antiracist lens to every signal we send, every model we create, and every policy we enact. We will measure our progress and hold each other to account. We will double down on our efforts to expand diversity—among our administrators, faculty, staff, and students—and ensure success for all.
2. **Laser Focus on Student Success:** In 2019, PSU launched a long-term effort to advance the success, graduation, and career readiness called Students First. That progress and the pathway to social mobility that PSU provides all students is even more important as we emerge from a historic pandemic and reckoning on racial justice. We must engage our students with meaningful experiences and chart innovative new pathways from the classroom to rewarding careers.
3. **Mobilizing Engagement to Strengthen Our City:** As PSU marks its 75th Anniversary, we look back at a legacy of service to our community. Our destiny as an institution is tied to this city we call home. And in this moment more than ever, Portland needs us. Now is the moment to engage partners across the city to achieve a more equitable, resilient, and sustainable future. PSU can add value to Portland's effort to root out racism and rebuild a thriving city that works for all its residents. We can learn together, identify new collaborative strategies for solving complex problems and creating a resilient future.



TABLE OF CONTENTS

iii	Introduction
2	Student Profile
6	Graduation and Retention
7	Affordability
8	Financial Aid
9	Cultural And Student Resource Centers
11	Athletics
12	Faculty Profile
13	Employees
14	Schools and Colleges
15	Research
16	Innovation
17	Annual Budget
18	Alumni
19	Community Partners
20	Rankings
21	Economic Impact
23	Campus Growth
24	<i>National Funding Trends by State</i>
28	<i>Using Higher Education Coordinating Commission (HECC) Data to Compare</i>
32	<i>Demographics: Multnomah, Clackamas, and Washington Counties</i>
36	Data Sources

STUDENT PROFILE

PSU IS OREGON'S MOST DIVERSE UNIVERSITY

FALL 2020 ENROLLMENT (FOURTH WEEK DATA)

Total Enrollment	23,979
Total Student Credit Hours	250,531
Undergraduate	18,959
Graduate	5,020
Women	13,795 (57.5% of enrolled)
Men	10,184 (42.5% of enrolled)
Full-time	62.8%
Part-time	37.2%
Resident	18,942 (79% of enrolled)
Non-Resident	3,837 (16% of enrolled)
International Students	1,200 (5% of enrolled)
Student to Faculty Ratio	18:1

GEOGRAPHIC ORIGINS OF PSU STUDENTS

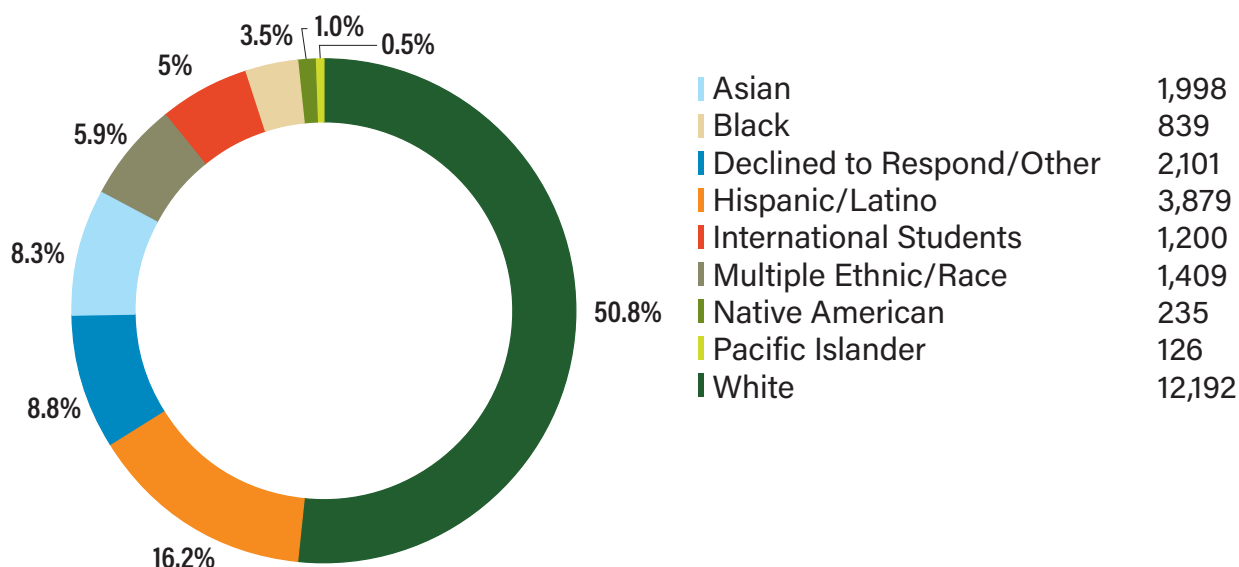
Multnomah, Washington, Clackamas counties: 69%

(Students are enrolled from all 50 states and 70+ countries.)

Top states represented: CA, WA, HI, CO and AZ

Top countries represented: India, China, Saudi Arabia, Kuwait, Oman

STUDENT DIVERSITY



FRESHMAN SNAPSHOT

High school GPA 3.75+
High school mean GPA
Average class size

23.1%
3.47
30

TOP UNDERGRADUATE MAJORS

- Psychology
- Biology
- Computer Science
- Marketing
- Accounting

TOP GRADUATE MAJORS

- Social Work
- Electrical and Computer Engineering
- Education (M.Ed)
- Computer Science
- Education Leadership and Policy

27
AVERAGE AGE OVERALL

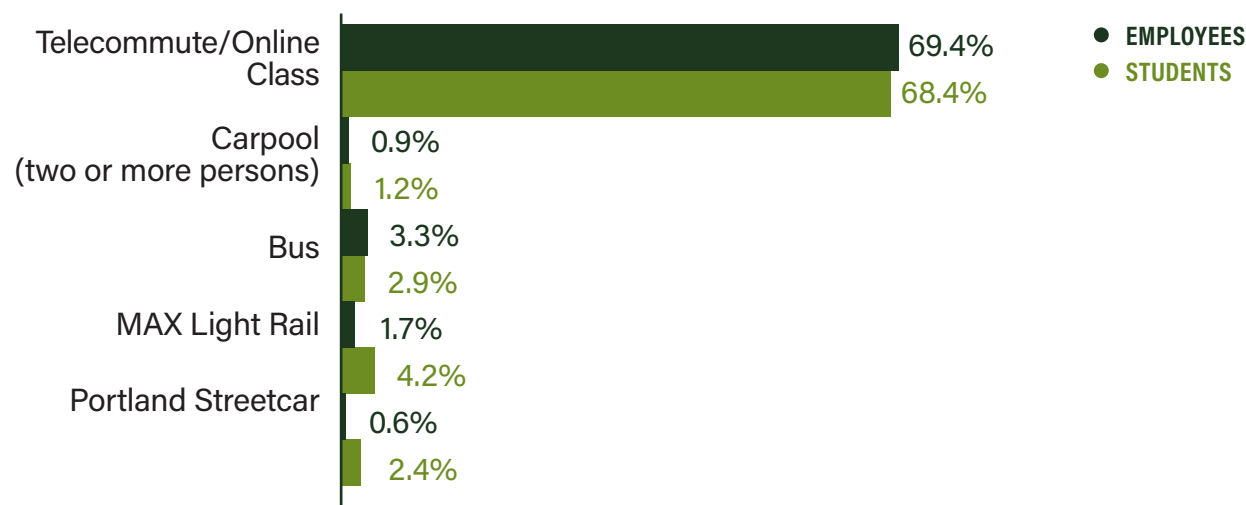
37%
FIRST GENERATION STUDENTS

1,917
STUDENTS LIVING ON CAMPUS



TRANSPORTATION

PSU IS OREGON'S BUSIEST TRANSIT HUB



STUDENT HEALTH AND C.A.R.E. (FY 2020)

STUDENTS WITH CHILDREN

Students with Dependent Children 25%
Students receiving childcare subsidies 165

C.A.R.E.

The CARE team responded to 1,233 cases this year. CARE works with the campus community to support students facing barriers to their academic success.

TOP IMPEDIMENTS TO ACADEMIC SUCCESS

Stress
Depression
Anxiety
Sleep Difficulties

STUDENT HEALTH WORKSHOPS

3,022 students attended health workshops.



GRADUATION AND RETENTION

PSU GRADUATES ARE WORKFORCE-READY FOR OREGON EMPLOYERS

46.5%

SIX-YEAR GRADUATION RATE

72.6%

FRESHMAN TO SOPHOMORE RETENTION RATE

DEGREES AWARDED

Total	6099
Bachelor's	4,409
Master's	1,953
Doctoral	97

DEGREES PROGRAMS

Total	211
Bachelor's	111
Master's	76
Doctoral	24



AFFORDABILITY

COMPARING THE COSTS AND VALUE OF A PSU EDUCATION TO OUR STATE PEERS

PSU'S ANNUAL, FULL-TIME TUITION AND FEES

\$10,112
(15 hours/term)
RESIDENT UNDERGRADUATE

\$13,593
(12 hours/term)
RESIDENT GRADUATE

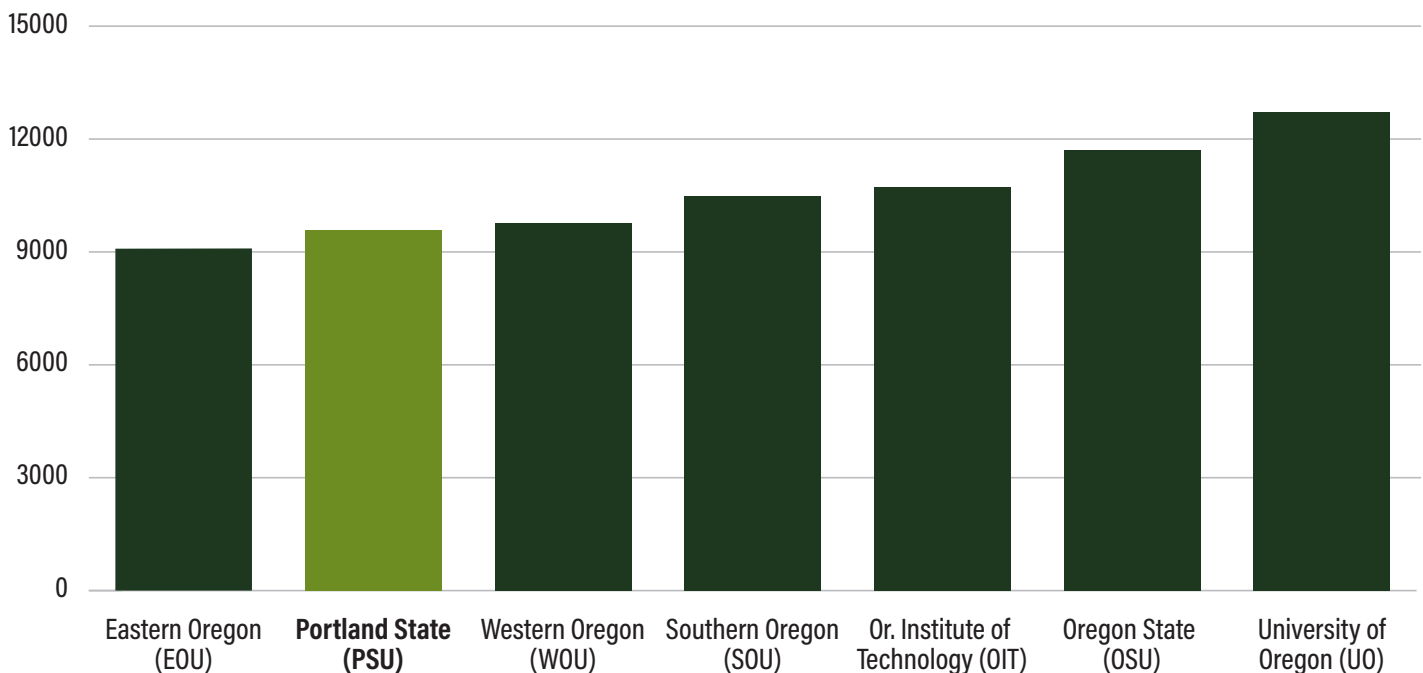
\$29,001
(15 hours/term)
NONRESIDENT UNDERGRADUATE

\$25,653
(12 hours/term)
NONRESIDENT GRADUATE

PEER COMPARISON

- Of the "Big Three" Oregon universities, PSU is 17% less expensive than Oregon State and 21% less than the University of Oregon.

RESIDENT TUITION AND FEES



FINANCIAL AID

PSU MAKES COLLEGE AFFORDABLE FOR STUDENTS WITH HIGH FINANCIAL NEED

FUND

AMOUNT PAID

Federal Pell Grant	\$36,710,672
Federal SEOG	\$970,431
Federal Work Study	\$1,454,070
Graduate Teacher Education Asst Grant	\$557,938
UG Teacher Education Asst Grant	\$129,578
Oregon Opportunity Grant	\$14,240,827
Other Federal Grant	\$1,492,677
Other State Grant	\$372,987
	\$55,929,180

- 65% of all students (16,543) received financial aid
- 46% of undergraduates (8,591) received Pell grants.
- 70% of all students (13,155) received financial aid.
- 43% of undergraduates (7,977) received federal student loans.



CULTURAL AND STUDENT RESOURCE CENTERS

PSU PROVIDES WELCOMING SPACES FOR DIVERSITY



CHILD CARE CENTERS

Little Vikings Flexible Childcare Center	15 children (6 weeks - 12 years old)
ASPSU Children's Center	40 children (4 months - 9 years old)
Helen Gordon Child Development Center	200 children (6 weeks - 5 years old)
Baby Vikings (Drop-in Center)	8 children (6 weeks - 24 months old)

CULTURAL RESOURCE CENTERS

Due to the Pandemic, these are FY 2019 – 2020 numbers

Total Number of unique visitors (includes outside visitors at hosted events)	109,847
Multicultural Student Center	36,518
Native American Student and Community Center	16,123
Casa Latina Student Center	18,500
Pan-African Commons	15,687
Pacific Islander, Asian, Asian American Student Center	20,270



QUEER RESOURCE CENTER

Students Served 5,343

WOMEN'S RESOURCE CENTER

Students Served 5,500

VETERAN'S RESOURCE CENTER

Veterans enrolled 850+
Usage 600+
Veterans per month

DISABILITY RESOURCE CENTER

Students Served 3,284

STUDENT ACTIVITIES & LEADERSHIP PROGRAMS

Student organizations 168

SUPPORT SPACES

Family study rooms 9
Lactation spaces 13

ATHLETICS

PSU ATHLETES ARE NCAA DIVISION I COMPETITORS AND STUDENTS



338

STUDENT ATHLETES

MEN

Football	104
Basketball	16
Cross Country	26
Tennis	11
Track and Field	31

WOMEN

Basketball	15
Cross Country	19
Track and Field	29
Golf	9
Soccer	29
Softball	27
Tennis	7
Volleyball	15

FACULTY PROFILE

PSU ADDS HUNDREDS OF PHDS TO THE OREGON BRAIN TRUST



TERM OF SERVICE



RANK BY TENURE

	Fixed Term	Tenure-Track	Tenured	Total
Professor (all classes)	26		242	268
Associate Professor (all classes)	30	4	206	240
Assistant Professor (all classes)	252	119	1	372
Senior Instructor (I and II)	202			202
Instructor	510			510
Senior Research Associate (I and II)	15			15
Research Associate	22			22
Senior Research Assistant (I and II)	17			17
Research Assistant	49			49
Total	1,123	123	449	1,694

EMPLOYEES

PSU IS A TOP 10 EMPLOYER IN THE PORTLAND METROPOLITAN REGION



EMPLOYEES - FULL AND PART-TIME (FY 20 DATA)

Faculty	1,694
Academic Professionals and Managers	749
Administration (0101, 0102, 0103)	96
Staff	597
Graduate Assistants	564
Student Employees (XA)	1,615
Other (Temp and Wage agreement)	197
Total Employees	5,513

SCHOOLS AND COLLEGES

PSU CATALYZES INNOVATION THROUGH A WIDE ARRAY OF ACADEMIC PROGRAMS



**COLLEGE OF
THE ARTS**



**COLLEGE OF LIBERAL
ARTS AND SCIENCES**



**COLLEGE OF
EDUCATION**



**COLLEGE OF URBAN
AND PUBLIC AFFAIRS**



**MASEEH COLLEGE OF
ENGINEERING AND
COMPUTER SCIENCE**



**THE SCHOOL
OF BUSINESS**



**OHSU-PSU SCHOOL
OF PUBLIC HEALTH**



**SCHOOL OF
SOCIAL WORK**



**URBAN HONORS
COLLEGE**

RESEARCH

PSU RESEARCH IS TACKLING THE ISSUES THAT MATTER TO OUR COMMUNITY



\$61.5M in research expenditures

\$7.1M in research funding in support of students, includes pay, tuition, and fees

\$28.2M in research funding of faculty and staff salaries

\$5.4M in research funding in support of equity and diversity in research (EXITO, LSAMP, McNair, S-STEM):

766 active sponsored projects (awards)

12 active startup companies (PSU innovation spinouts)

148 active licenses for PSU-owned intellectual property

19 licensed products

NOTABLE RECENT GRANTS AND GRANTEES

Assistant Professor Fang Song, 2020 recipient of a National Science Foundation CAREER award has been granted \$536K for his proposal, Algorithms, cryptography and complexity meet quantum reductions. Dr. Song's project aims to understand the limits and strengths of quantum computing.

Ehsan Aryafar is also an assistant professor in Computer Sciences and a 2020 National Science Foundation career award winner. His CAREER award proposal, Design, Analysis and Applications of mmWave Full-Duplex Wireless, studies communication algorithms, prototyping the next generation of radios and computer network architecture.

INNOVATION

PSU IS FUTURE FOCUSED ON NEXT GENERATION SOLUTIONS FOR HIGHER EDUCATION

Racial Equity Fund

Innovation starts with our commitment to equity. This summer we created a racial equity fund — \$1.5 million over three years— to make investments that advance student retention and success, nurture an empowering climate for BIPOC employees, and support the development and deployment of an anti-racist lens.

Academic Program Innovation

PSU will remain on the cutting edge of academic innovation by creating new certificate programs and degrees that build the relevance of the institution's academic core and fields of excellence. We will protect the ability of the institution to offer a vibrant liberal arts education through our nationally recognized University Studies program. We will expand online learning opportunities to meet student demand.

Reimagining Campus Safety (RCSC)

The RCSC is co-creating a comprehensive plan for the individual and collective well-being of Portland State students, staff, faculty, administrators, and visitors. Consistent with Portland State's history and mission as an urban-serving institution of higher education, the RCSC will engage in a collaborative process to understand the array of safety needs of the campus community and to reimagine an approach to meeting those needs that reflects our commitment to racial justice and human dignity.

Student First Success Initiative

PSU is deploying early academic advising, sophisticated data analysis and frequent check-ins with struggling students in this all-campus effort to help more people graduate. The success strategy is focused on four pillars: persistence, academics, affordability, and student experience. So we get the right support to the right students at the right time, PSU has opened the Transfer + Returning Student Resource Center. The center works to create a culture of belonging and cultivate degree completion by providing early academic and career advising.

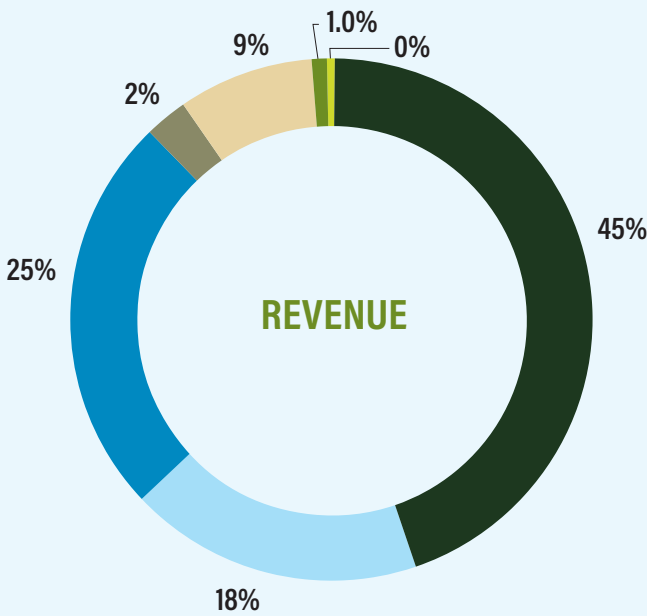
Innovation Through Futurist Knowledge

Last year, PSU launched a successful new effort known as the PSU Futures Collaboratory. A cross-section of faculty, staff and students gathered to learn futures thinking and practice methods (known as foresight) and explore how these frameworks and skills could be relevant to PSU's real-world challenges and opportunities. This year, the generated a deep sense of trust and community experimenting with new kinds of problem defining and solution-building approaches focused on the future (with special attention to the future of higher education and PSU's place in it).

ANNUAL BUDGET

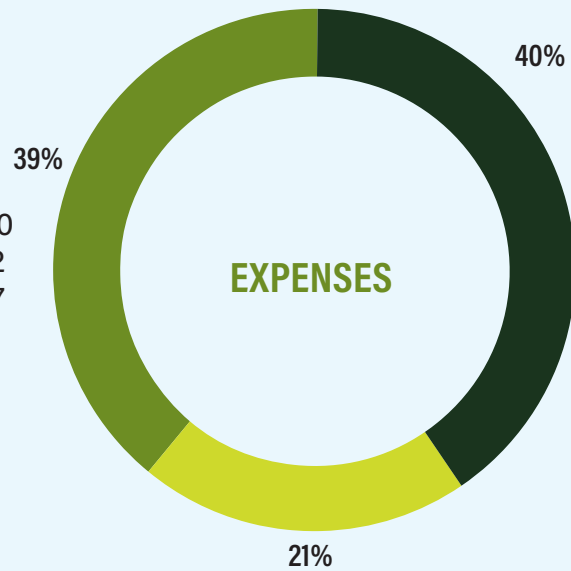
PSU RELIES ON TUITION AND STATE SUPPORT TO EDUCATE

- All-Funds Budget = \$558,598,061
- Education & General (E & G) Budget = \$347,038,171
- 62% of Education and General budget goes to pay employee salaries, wages and benefits



Net Tuition & Student Fees	\$249,061,681
Government Allocations	\$110,676,832
Gifts, Grants & Contracts	\$149,638,300
Internal Sales	\$14,995,749
Sales & Services	\$27,602,016
Investment/Debt Services	\$4,917,592
Other Revenue	\$1,705,891

Salaries & Wages	\$239,038,240
OPE (benefits)	\$120,750,552
Service & Supplies	\$228,356,157



ALUMNI

OVER 190,000 PSU ALUMNI ARE MAKING THEIR CONTRIBUTIONS TO THE WORLD

190,339 PEOPLE WORLD-WIDE HAVE EARNED A PSU DEGREE

- ◉ 33% of our alums have graduated in the last 10 years
- ◉ Class of 2020 = 5,052
- ◉ 116,607 or 70% of our graduates live in the Portland Metropolitan region



COMMUNITY PARTNERS

LIVING OUR MOTTO, "LET KNOWLEDGE SERVE THE CITY"

- ◉ PSU continues to strengthen its strategic partnerships with Portland Public Schools, Daimler, PGE, Intel, the City of Portland, Multnomah County, OHSU and many, many other organizations. These relationships provide PSU students and faculty with internships, co-ops, research, and scholarship by providing learning experiences and support that enhances a PSU education while providing opportunities for career development.
- ◉ In our last service-learning audit (2017) we learned our students contributed over 900,000 hours of service, worth \$23 million to our community.
- ◉ University Studies, Community-Based-Learning, Co-ops, and the dozens of centers and institutes housed in our schools and colleges are some of the many ways we engage with our community partners to address local issues.



RANKINGS

FROM SOCIAL MOBILITY TO SUSTAINABILITY, PSU EARNS TOP RANKINGS

U.S. NEWS & WORLD RANKINGS

#1 school in Oregon for social mobility. We graduate the most economically disadvantaged students who receive federal Pell Grants.

#5 nationwide for Service Learning, up from 9th place in 2020. Our renowned University Studies curriculum requires students to complete Capstone community service projects as part of their coursework.

#50 in the nation for Most Innovative. This ranking is based on innovative improvements to curriculum, campus life, technology, and facilities.

NATIONALLY RANKED ONLINE PROGRAMS AT PORTLAND STATE (U.S. NEWS & WORLD REPORT)

- ◉ Top 15 Online Business Bachelor's Programs 2020-21
- ◉ Top 50 Best Online Master of Social Work Degree Programs in 2020-21
- ◉ Top 100 Best Online Masters in Business Programs (excluding MBA) in 2020-21
- ◉ No. 50 Best Online MBA Programs, Healthcare MBA for 2020-21
- ◉ No. 8 of the 20 Best Online Bachelor in Social Science Degree Programs
- ◉ No. 27 Online Master's in Education Programs 2020-21
- ◉ No. 15 Online Master's in Special Education Programs 2020-21

OTHER RANKINGS

- ◉ The Best 385 Colleges 2019-20, *The Princeton Review*
- ◉ Best Western Colleges 2019-20, *The Princeton Review*
- ◉ National College of Distinction 2020, *Colleges of Distinction*
- ◉ Top 100 America's Best College Buys, *Institutional Research & Evaluation*
- ◉ Best Colleges for Women in Tech, *Online Colleges Database*
- ◉ Top Green Colleges for 2020-21, *The Princeton Review*
- ◉ Top 50 Green Schools, *Online Schools Center*
- ◉ Top 10 LGBT-Friendly University for 2020, *Campus Pride*

ECONOMIC IMPACT - FY 2019 DATA

GENERATING MORE THAN \$1.5 BILLION IN ANNUAL ECONOMIC ACTIVITY IN THE PORTLAND REGION

- ◉ \$1.5 Billion in Economic Impact
- ◉ \$2.40 impact for every \$1 spent
- ◉ \$333 Million in annual payroll
- ◉ \$14.2 Million in employer-based taxes paid for local and state services
- ◉ Over \$200 Million in purchasing, 67% of which was spent locally
- ◉ 21% of all construction purchases made with Minority, Women and Emerging Small Businesses (MWESB)
- ◉ 140 startups incubated in the Portland State Business Accelerator





CAMPUS GROWTH

HOW PSU PARTNERS TO DEVELOP DOWNTOWN PORTLAND

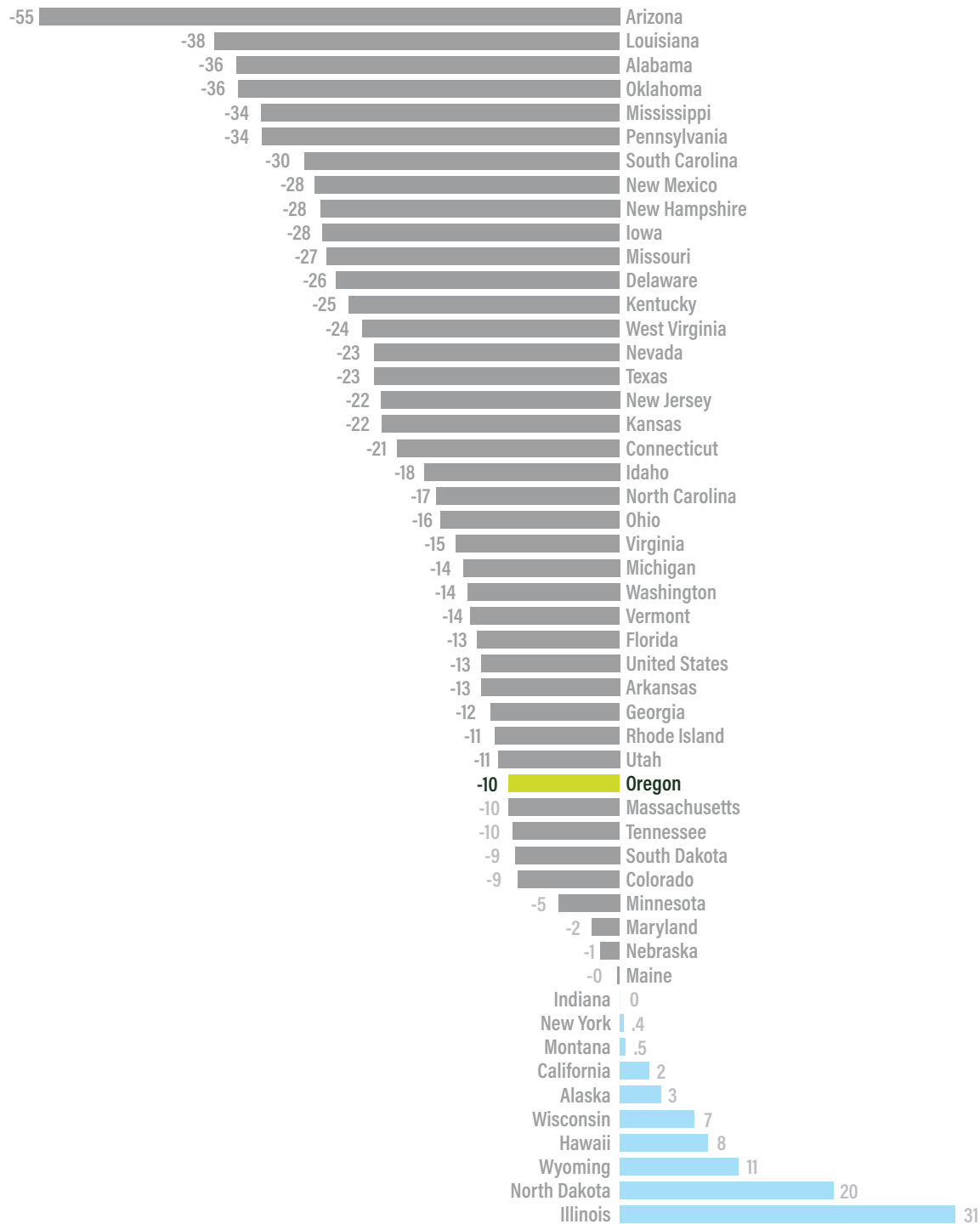


- ◉ PSU is building the University District in partnership with the State of Oregon, the City of Portland, OHSU and others.
- ◉ There are now 50 PSU buildings spread over 50 acres at the center of downtown Portland.
- ◉ Eighteen buildings have been constructed or remodeled since 2000.
- ◉ Since 2014, we have spent \$142 million to renovate the Karl Miller Center, Viking Pavilion and Fairborz Maseeh Hall - home of the new Jordan Schnitzer Museum of Art - and \$200 million to build the Robertson Life Sciences Building with OHSU and OSU.
- ◉ We have also completed construction of the \$104 million Fourth and Montgomery building, a partnership with OHSU, Portland Community College, and the City of Portland. PSU invested \$55 million in this critical project.
- ◉ PSU is embarking on a \$67.5 million renovation of Science Building 1 which when completed, will become the Vernier Science Center supporting minority and first-generation students entering STEM fields.

NATIONAL FUNDING TRENDS BY STATE

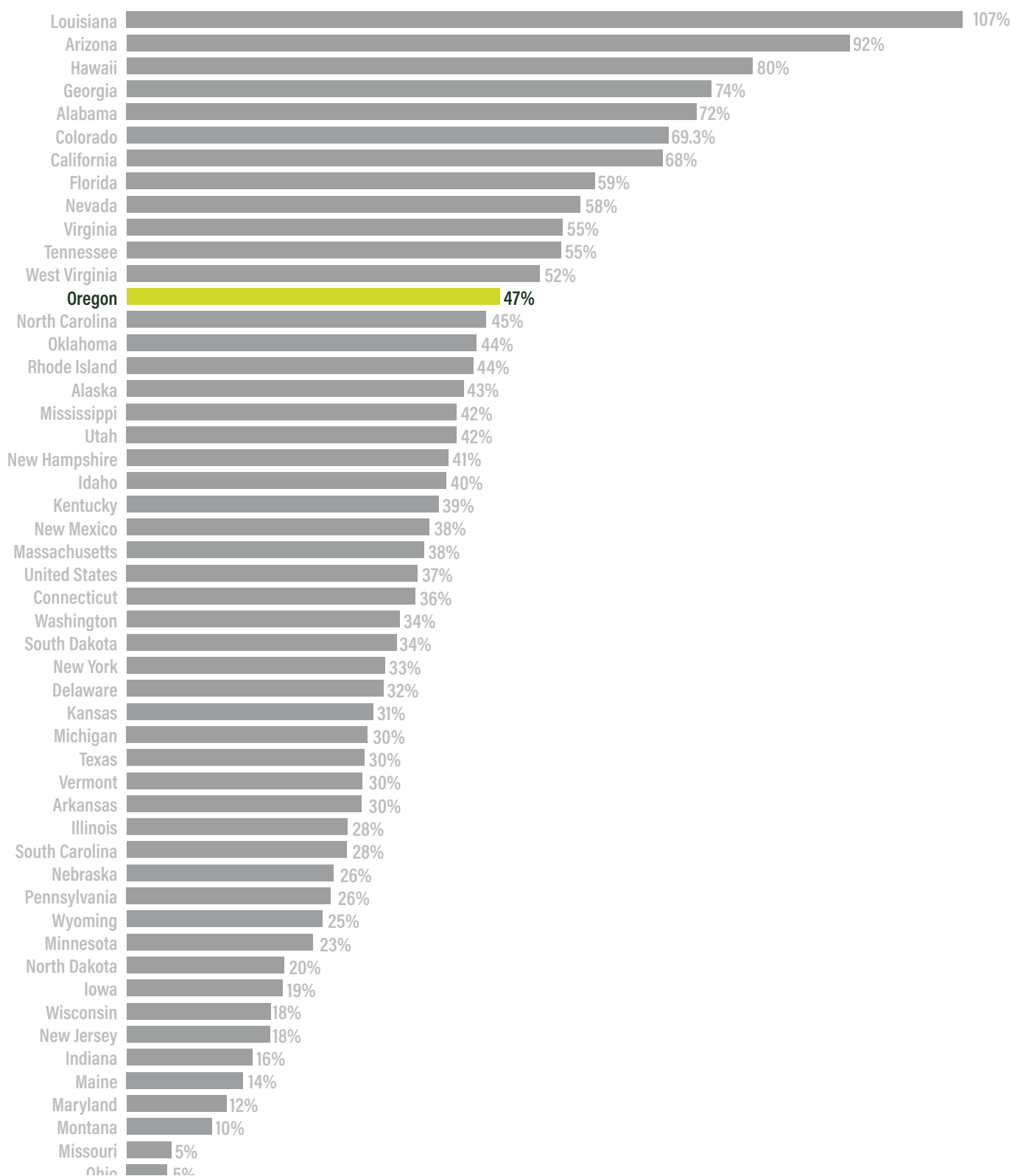
PERCENT CHANGE IN STATE SPENDING PER STUDENT

INFLATION ADJUSTED, 2008 - 2018




PERCENT CHANGE IN AVERAGE TUITION AT PUBLIC, 4-YEAR COLLEGES

INFLATION ADJUSTED, 2008 - 2018



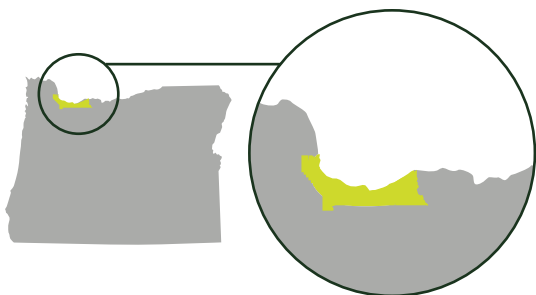
5 YEARS
4.0 GPA
3 B.A. DEGREES
2 CERTIFICATES
1 DAY AT A
TIME



DEMOGRAPHICS

KEY DATA FROM THE TOP THREE OREGON COUNTIES FOR PSU ENROLLMENT

MULTNOMAH	798,647 TOTAL POPULATION	1% RURAL POPULATION	62 NET MIGRATION, 2010 - 2017
------------------	------------------------------------	-------------------------------	-----------------------------------------



466 mi²
TOTAL LAND AREA

36%
PUBLIC LAND

EDUCATION

4-year degree or greater 45%

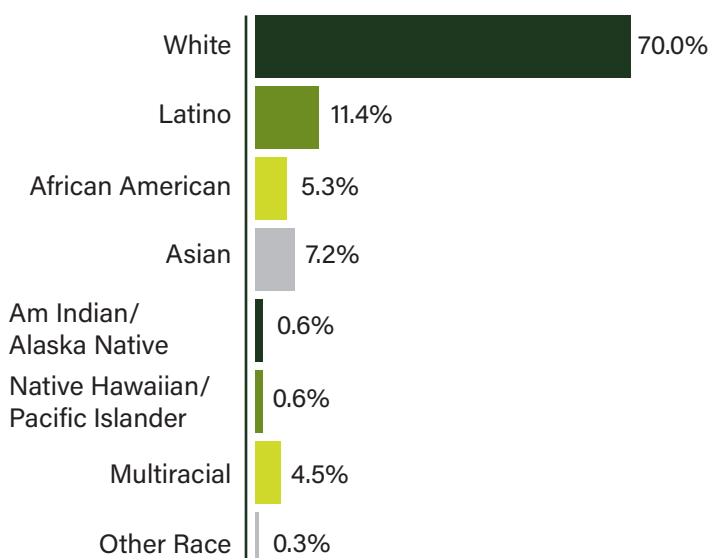
\$64,337
MULTNOMAH MEDIAN INCOME

\$59,393
OREGON MEDIAN INCOME

POPULATION BY AGE



POPULATION BY RACE/ETHNICITY

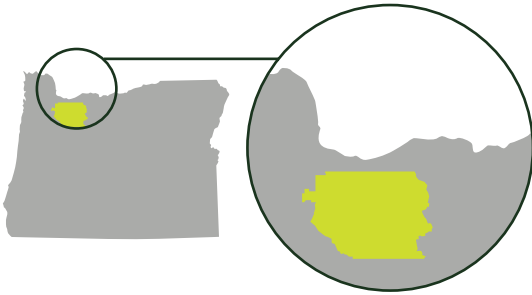


CLACKAMAS

405,788
TOTAL POPULATION

18%
RURAL POPULATION

93
NET MIGRATION, 2010 - 2017



1,833 mi²
TOTAL LAND AREA

54%
PUBLIC LAND

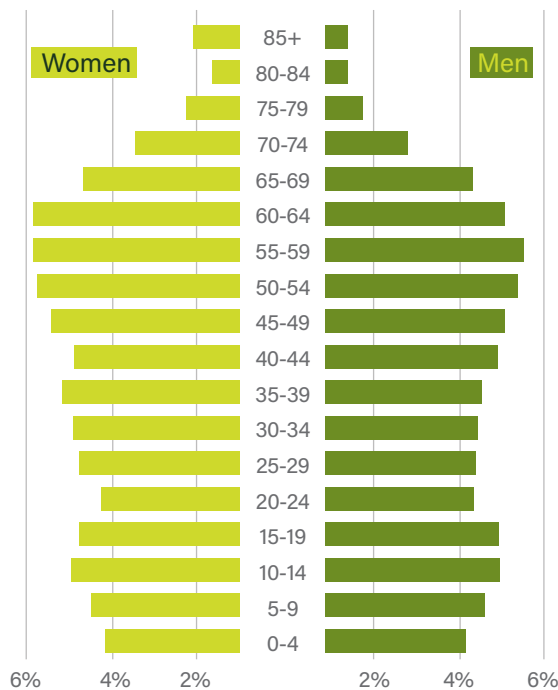
EDUCATION

4-year degree or greater 37%

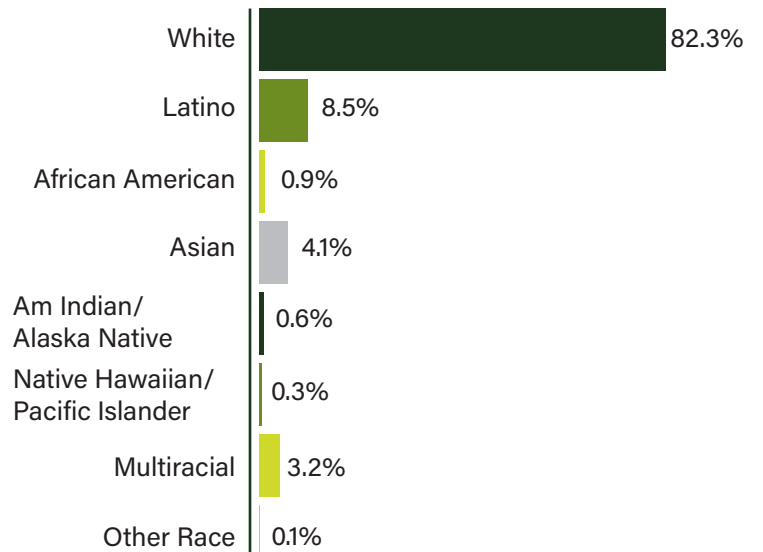
\$76,597
CLACKAMAS MEDIAN INCOME

\$59,393
OREGON MEDIAN INCOME

POPULATION BY AGE



POPULATION BY RACE/ETHNICITY

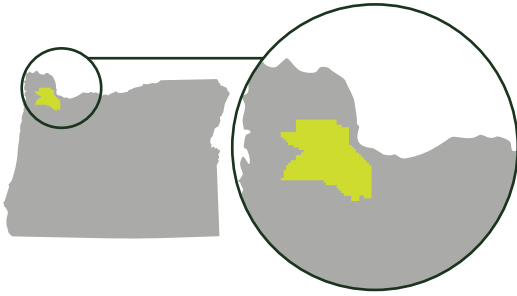


WASHINGTON

581,821
TOTAL POPULATION

6%
RURAL POPULATION

79
NET MIGRATION, 2010 - 2017



726 mi²
TOTAL LAND AREA

15%
PUBLIC LAND

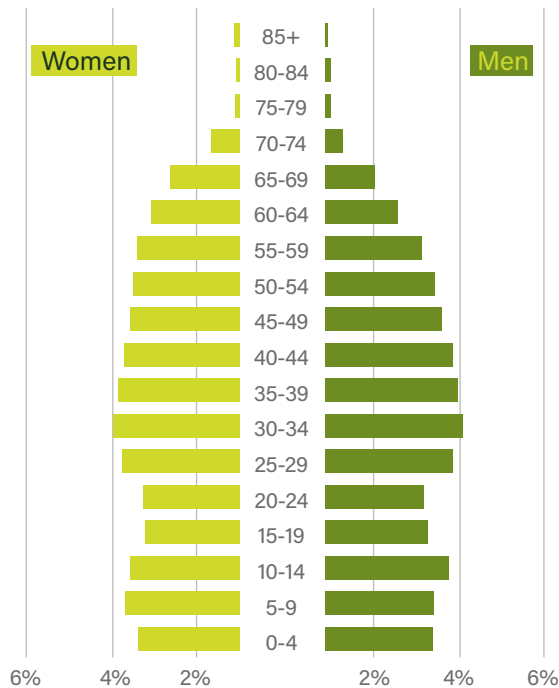
EDUCATION

4-year degree or greater 44%

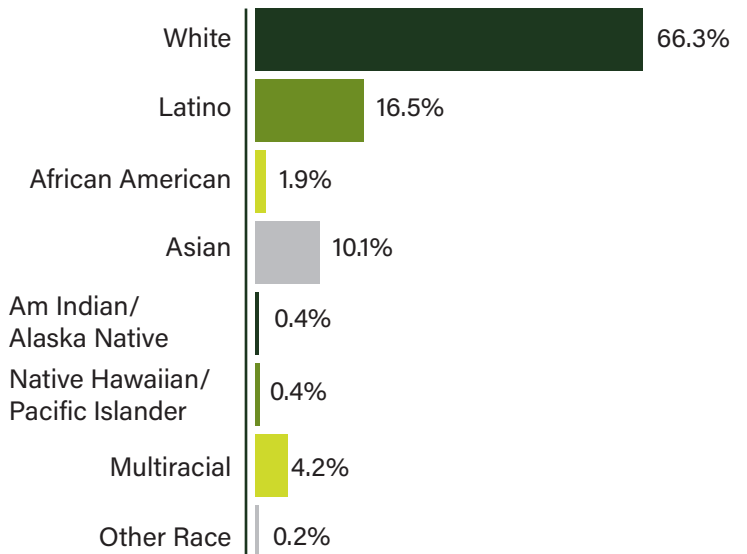
\$78,010
WASHINGTON MEDIAN INCOME

\$59,393
OREGON MEDIAN INCOME

POPULATION BY AGE



POPULATION BY RACE/ETHNICITY





DATA SOURCES

	Section	Data Source
2	Student Profile	
2	Fall Enrollment	OIRP Fall Term Factbook (WK4 – 2020)
2	Geographic Origins of PSU Students	OIRP Fall Term Factbook (WK4 – 2020)
2	Student Diversity	OIRP Fall Term Factbook (WK4 – 2020)
3	Freshman Snapshot	OIRP (Fall Term 2020)
3	Top Undergraduate Majors	OIRP (Fall Term 2020)
3	Top Graduate Majors	OIRP (Fall Term 2020)
3	Age	OIRP Fall Term Factbook (WK4 – 2020)
3	First Generation Students	Student Affairs (Fall 2019 – 2020)
3	Student Housing	Housing and Residence Life (Fall 2020)
4	Transportation	Transportation & Parking Services (Fall 2020)
4	Students with Children	Student Affairs (Fall 2020)
4	Top Challenges to Academic Success	Student Affairs (Fall 2020)
4	C.A.R.E. Cases	Student Affairs (Fall 2020)
4	Illuminate Workshops	Student Affairs (Fall 2020)
6	Graduation And Retention	
6	Retention Rate	OIRP (Academic Year 2019 – 2020)
6	Six year Graduation Rate	OIRP (Academic Year 2019 – 2020)
6	Degrees Awarded	OIRP (Academic Year 2019 – 2020)
6	Degrees Programs	OIRP (Academic Year 2019 – 2020)
7	Affordability	
7	PSU's Full-Time Tuition and Fees	FADM (Fall Term 2020)
7	Peer Comparison	POF (Fall Term 2020)
8	Financial Aid	
8	State and Federal Aid	Financial Services (Fiscal Year 2020)
9	Cultural And Student Resource Centers	
9	Child Care Centers	Student Affairs (Academic Year 2019 – 2020)
9	Cultural Resource Centers	Student Affairs (Academic Year 2019 – 2020)
9	Queer Resource Center	QRC (Academic Year 2019 – 2020)
9	Women's Resource Center	Student Affairs (Academic Year 2019 – 2020)
9	Veteran's Resource Center	Student Affairs (Academic Year 2019 – 2020)
9	Disability Resource Center	DRC (Academic Year 2019 – 2020)
9	Student Activities Leadership Programs	Student Affairs (Academic Year 2019 – 2020)
9	Support Spaces	Student Affairs (Academic Year 2019 – 2020)
11	Athletics	
11	Men and Women's Headcount	Student Affairs (Academic Year 2019 – 2020)
12	Faculty Profile	
12	All Faculty	Human Resources (Fiscal Year 2019 – 2020)

13	Employees	
13	Employees -Full-and-part-time	Human Resources (Fiscal Year 2019 – 2020)
14	Schools And Colleges	
14	Academic Units	Academic Affairs (Academic Year 2019 – 2020)
15	Research	
15	Sponsored Research	Research & Graduate Studies (Fiscal Year 2019 – 2020)
16	Innovation	
16	Nationally Recognized	Academic Affairs (Academic Year 2019 – 2020)
17	Annual Budget	
17	All Fund and E & G Budgets	FADM Budget (Fiscal Year 2019 – 2020)
18	Alumni	
18	PSU Graduates	OIRP (Academic Year 2019 – 2020)
19	Community Partners	
19	“Let Knowledge Serve the City”	Partnership Council (Academic Year 2019 – 2020)
20	Rankings	
20	US News & World Rankings	US News & World (Academic Year 2019 – 2020)
20	Other Rankings	Varied – See Ranking, Source is in Italics
21	Economic Impact	
21	Key Data Points from 2018 Report	UCOMM (Fiscal Year 2019)
23	Campus Growth	
23	Planning, Construction & Real Estate	FADM (Fiscal Year 2019 – 2020)
24	State Funding Trends	
24	SHEEO State Higher Education	SHEEO (2010 – 2018)
25	Finance Report	Retrieved from: https://sheeomain.wpengine.com/wp-content/uploads/2019/04/SHEEO_SHEF_FY18_Report.pdf
28	Using HECC Data to Compare Oregon’s Higher Education and Coordinating Commission	HECC (2017 – 18 Academic Year) Retrieved from: https://www.oregon.gov/highered/research/Pages/snapshots.aspx
32	Demographics: Multnomah, Clackamas, And Washington Counties	
	Oregon By the Numbers	Key Measures (2020 edition) Retrieved from: https://www.tfff.org/sites/default/files/OregonByTheNumbers2019_12Aug.pdf

