

# ADULT FOSTER CARE IN OREGON 2018

Single-family residences providing access to 24-hour care for 1-5 adults and adults with physical disabilities

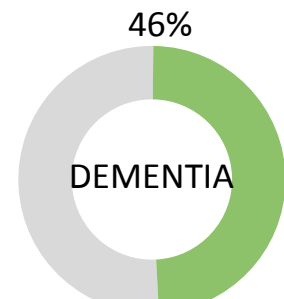
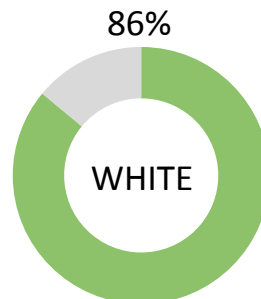
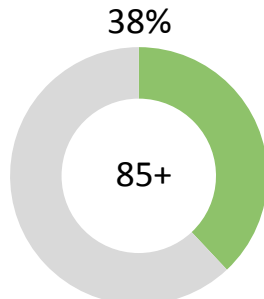
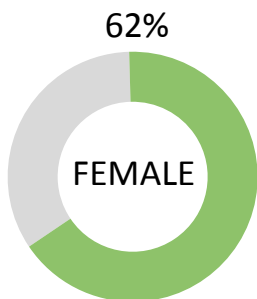
Provides daily meals, personal care, health monitoring, medication administration, and care coordination

395  
Adult Foster Homes (AFH) responded

1,760  
Licensed capacity of responding AFHs

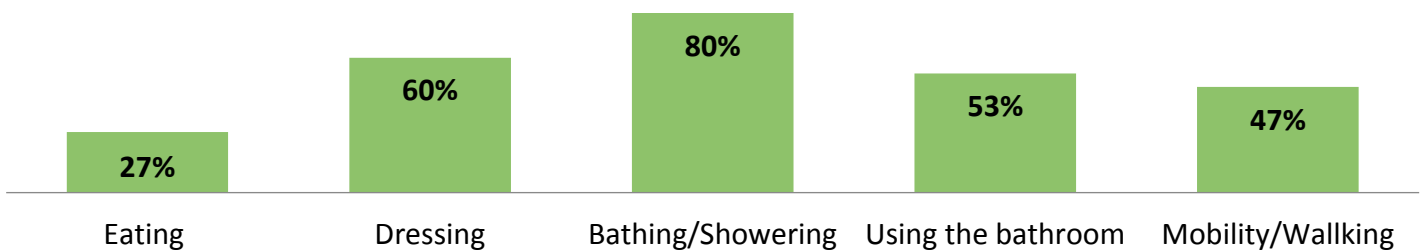
54%  
Respondent AFHs at full capacity

## RESIDENT DEMOGRAPHICS AND HEALTH CHARACTERISTICS



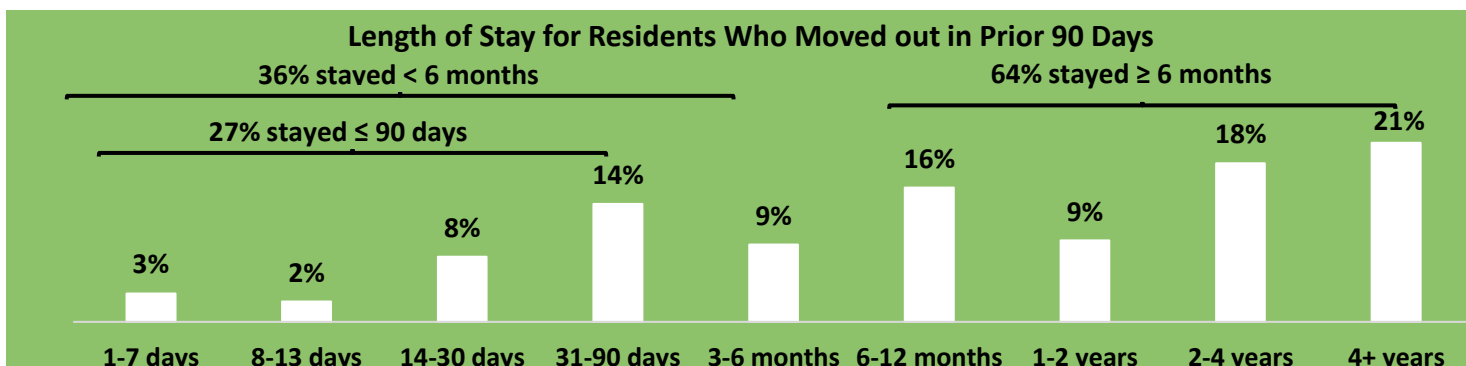
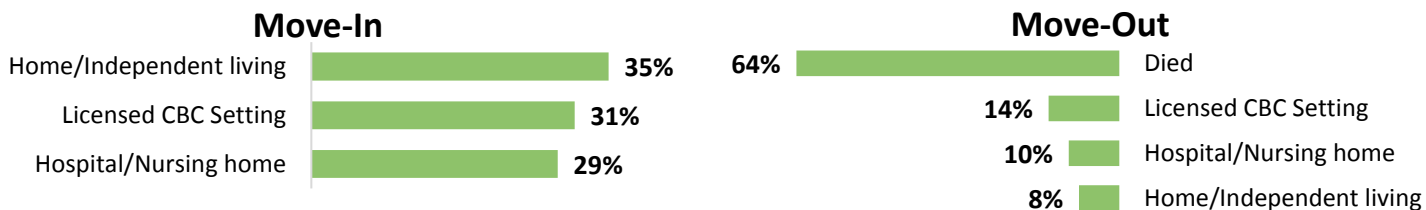
<b>74%</b> Received assistance taking oral medications	<b>51%</b> Took 9 or more medications	<b>35%</b> Took antipsychotic medication	<b>6%</b> Self-administered most of their medications	<b>19%</b> Needed assistance from two staff
<b>72%</b> Used a mobility aid (e.g. cane, walker)	<b>12%</b> Experienced a fall in the last 90 days	<b>15%</b> Treated in hospital ER in the last 90 days	<b>8%</b> Discharged from hospital stay in the last 90 days	<b>11%</b> Received hospice care in the last 90 days

## PERCENT of AFH RESIDENTS NEEDING STAFF ASSISTANCE IN OREGON



# ADULT FOSTER CARE IN OREGON 2018

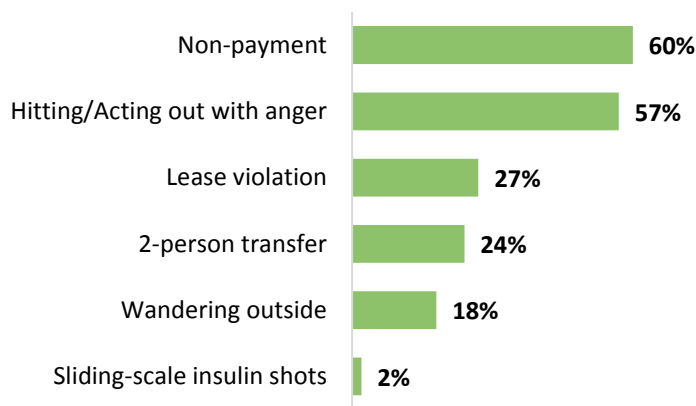
## RESIDENT MOVE-IN AND MOVE-OUT INFORMATION, PRIOR 90 DAYS



Note: Percentages may not add up to 100 percent due to rounding.

## FACILITY POLICIES, CHARGES, and STAFFING

### Reasons That Would Typically Prompt a Move-Out Notice



### Monthly Private-Pay Charges By Region (Including Services)

Region	Minimum	Average	Maximum
Portland Metro	\$1,800	\$3,583	\$7,200
Willamette Valley	\$1,400	\$3,482	\$6,125
Southern Oregon	\$575	\$3,173	\$5,000
East of the Cascades	\$1,500	\$3,439	\$7,000
<b>Total</b>	<b>\$575</b>	<b>\$3,492</b>	<b>\$7,200</b>

<b>88%</b> Owners live in the AFH	<b>31%</b> Owners with a healthcare certification	<b>87%</b> AFHs employed at least one caregiver	<b>17%</b> Staff with healthcare certification	<b>84%</b> Care staff employed in same homes for 6+ months
--------------------------------------	--	--	---	---

Oregon DHS contracted the Institute on Aging at Portland State University to conduct a survey of a statewide sample of adult foster homes in 2017. Results are based on owner responses to a questionnaire that was mailed in January 2017. As responses were received through March of 2018, the time period for responses varies from January 2017 through March 2018. A total of 395 adult foster homes with 1,760 residents responded for a 61% response rate. The full report is available at: <https://www.pdx.edu/ioa/oregon-community-based-care-project> & <http://www.oregon.gov/DHS/SENIORS-DISABILITIES/Pages/publications.aspx>, July 2018.