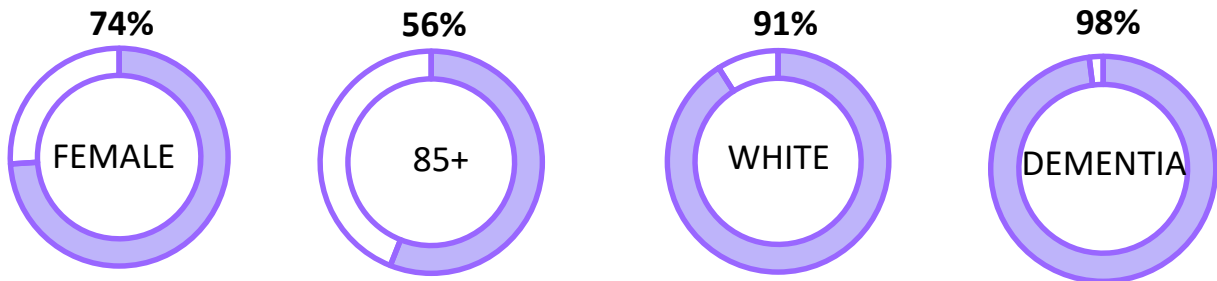


# MEMORY CARE IN OREGON 2017

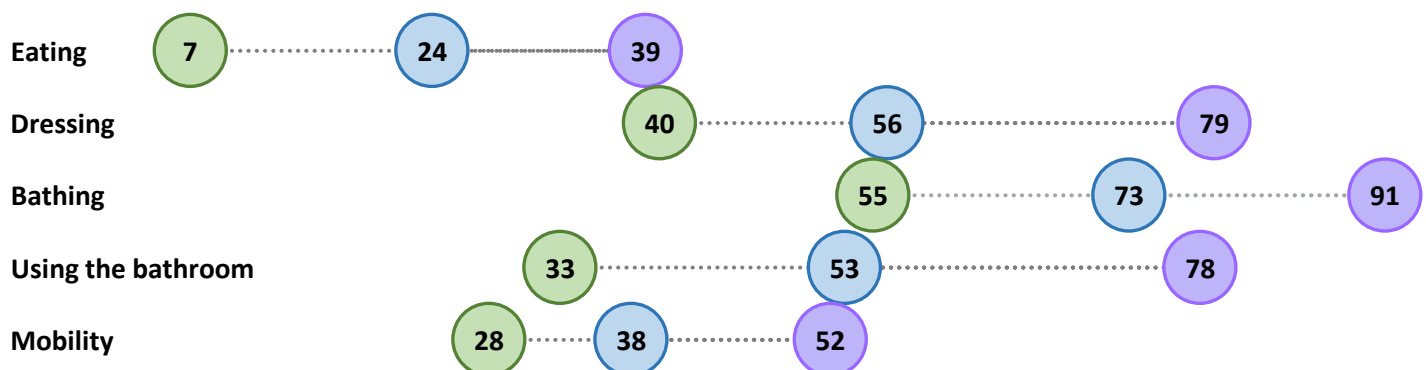
Designated for persons with a diagnosis of Alzheimer's disease or other dementia	Have regulatory requirements for staffing, services, and building design features	179 Total Communities
		6,268 Licensed Capacity
		70% Increase in number of MC settings since 2008

## RESIDENT DEMOGRAPHICS AND HEALTH CHARACTERISTICS



<b>96%</b> Received assistance taking oral medications	<b>66%</b> Used a mobility aid	<b>28%</b> Needed assistance from two staff	<b>56%</b> Took 9 or more medications	<b>47%</b> Took antipsychotic medication
<b>44%</b> Experienced a fall in the last 90 days	<b>17%</b> Treated in hospital ER in the last 90 days	<b>1%</b> Self-administered their medications	<b>9%</b> Discharged from hospital stay in the last 90 days	<b>12%</b> Received hospice care in last 90 days

## % OF RESIDENTS NEEDING ASSISTANCE IN AL, RC, & MC

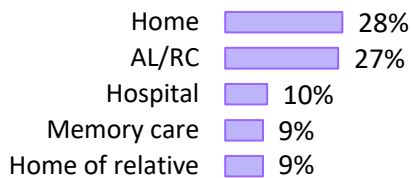


Note: AL=assisted living, RC = residential care, and MC = memory care

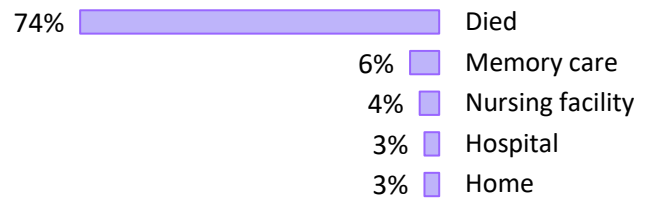
# MEMORY CARE IN OREGON 2017

## RESIDENT MOVE-IN AND MOVE-OUT INFORMATION, PRIOR 90 DAYS

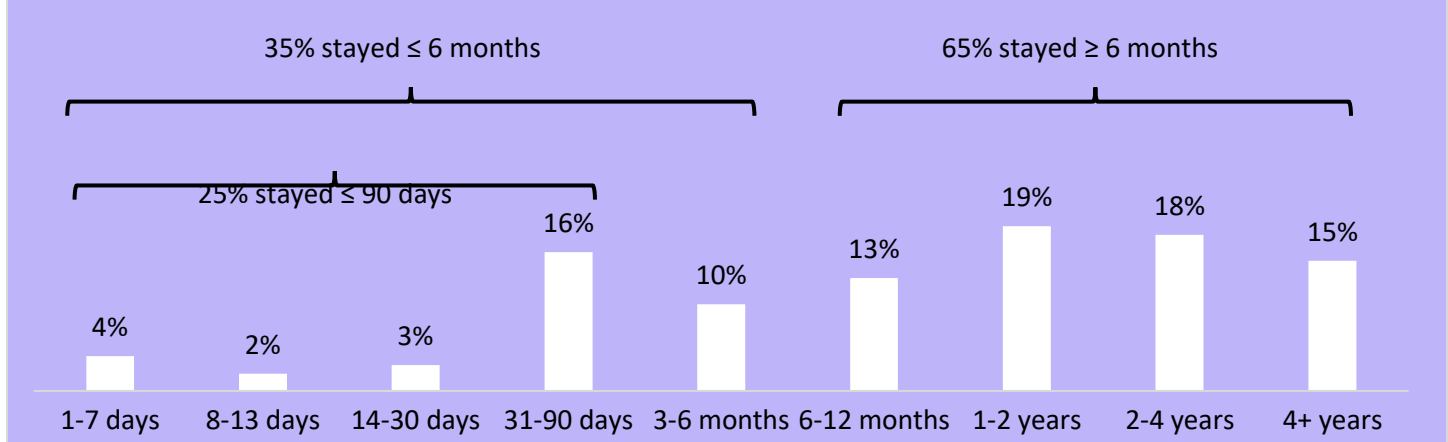
### Move-In



### Move-Out




### Length of Stay for Residents Who Moved Out in the Prior 90 Days

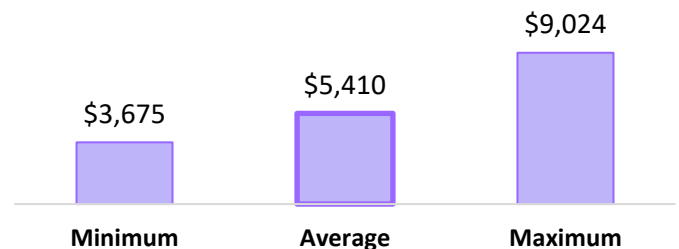


## FACILITY POLICIES, CHARGES, & STAFFING

### Most Common Move-Out Notices



### Monthly Private-Pay Charge (Including Services)



110

Employees per  
100 residents

67%

Facilities that  
had a full-time  
registered  
nurse (RN)

18%

Facilities use  
contract staff to  
cover unplanned  
staff absences

38%

Facilities  
reported  
difficulty hiring  
RNs

3hrs52min

Staff hours per resident  
per day

Oregon DHS contracted Portland State University's Institute on Aging to survey all AL, RC, & MC communities in 2016. Results are based on provider responses to a questionnaire that was mailed in December 2016. Some questions asked for current information while others asked about events that occurred during the prior 90 days. As responses were received through March of 2017, the time period for responses varies from October 2016 through March 2017. A total of 93 memory care communities with 2,873 residents responded for a 63% response rate. The full report is available at: : <https://www.pdx.edu/ioa/oregon-community-based-care-project> and <http://www.oregon.gov/DHS/SENIORS-DISABILITIES/Pages/publications.aspx>, June 2017.