

RESIDENTIAL CARE IN OREGON

Provide single or double rooms with shared bathrooms. Kitchenettes are not required

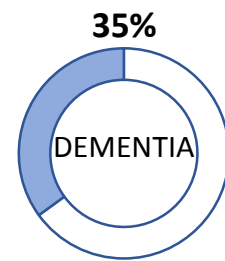
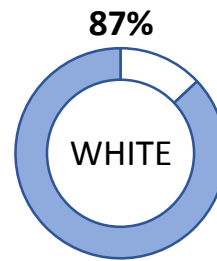
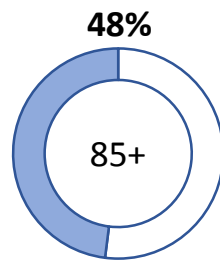
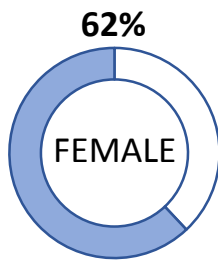
Provide daily meals, personal care, health monitoring, medication administration, and care coordination

275
Total Communities

10,688
Licensed Capacity

21%
Increase in RC Settings Since 2008

RESIDENT DEMOGRAPHICS AND HEALTH CHARACTERISTICS



71%
Received assistance taking oral medications

69%
Used a mobility aid

59%
Received a flu shot

56%
Took 9 or more medications

26%
Took antipsychotic medication

24%
Fell

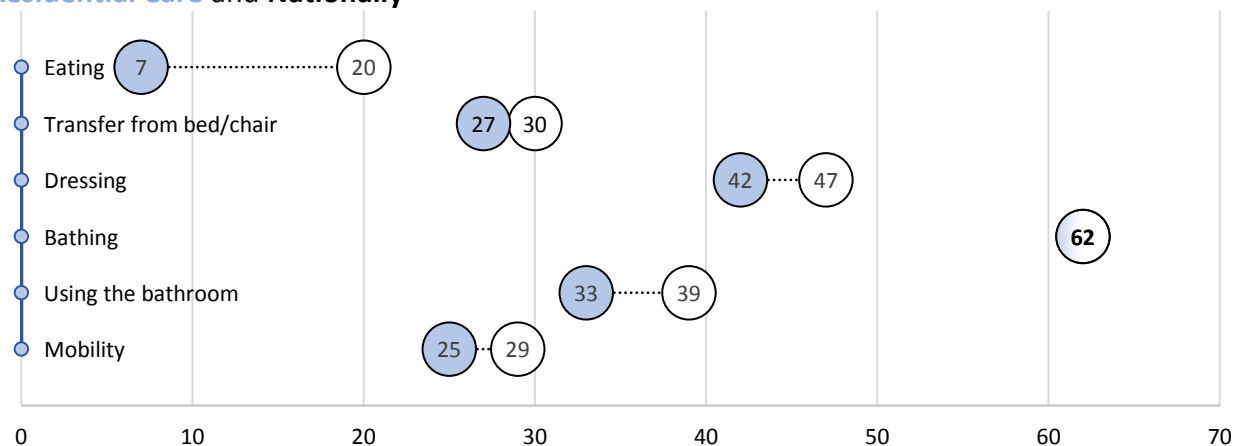
12%
Treated in hospital ER in last 90 days

11%
Self-administer most of their medications

8%
Discharged from hospital stay in last 90 days

7%
Received hospice care in last 90 days

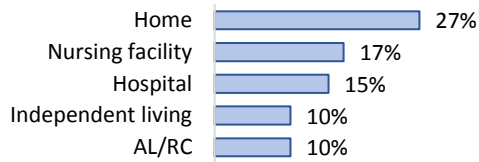
Percentage of Residents Who Need Assistance in Residential Care and Nationallyⁱ



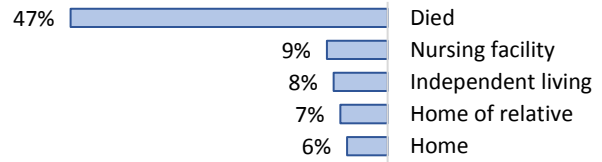
RESIDENTIAL CARE IN OREGON

RESIDENT MOVE-IN AND MOVE-OUT INFORMATION

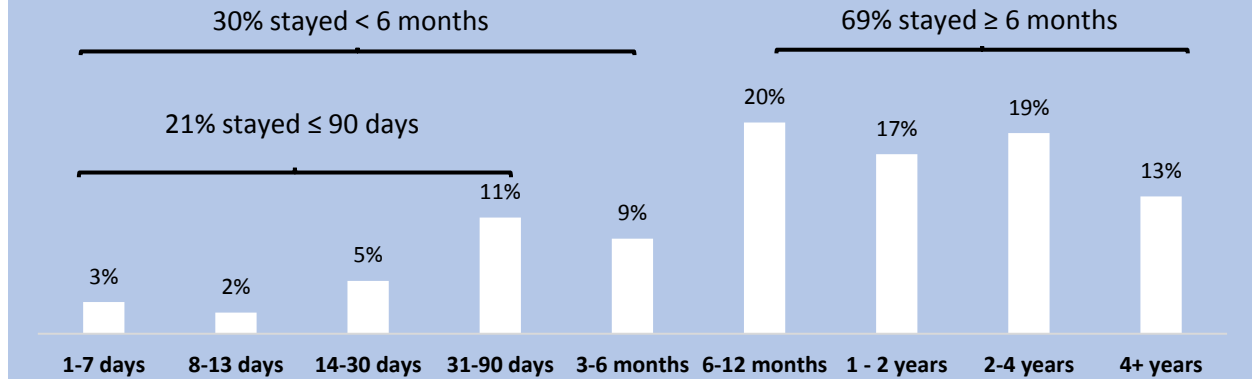
Move-In



Move-Out

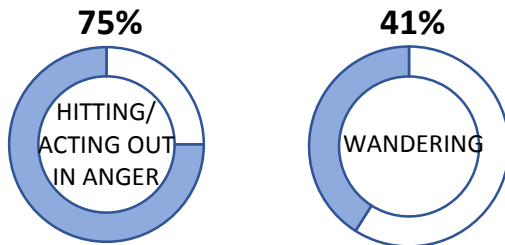


Length of Stay

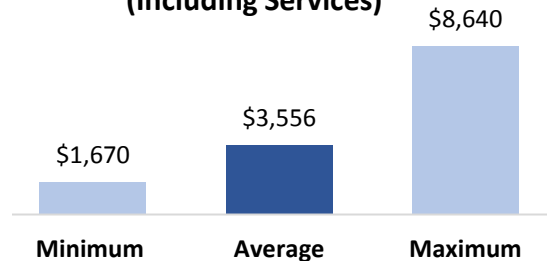


FACILITY CHARACTERISTICS

Two Most Common Move-Out Notices



Monthly Private-Pay Charge (Including Services)



Oregon DHS contracted Portland State University's Institute on Aging to conduct a survey of a statewide sample of adult foster homes in 2015. Results are based on provider responses to a self-administered questionnaire. A total of 316 adult foster homes with 1,218 residents responded for a 51% response rate. The full report is available at:

<https://www.pdx.edu/iao/oregon-community-based-care-project> and <http://www.oregon.gov/DHS/SENIORS-DISABILITIES/Pages/publications.aspx>

July 21, 2016

ⁱ Rome V., & Harris-Kojetin L.D. Variation in residential care community nurse and aide staffing levels: United States, 2014. (2016). National health statistics reports; no 91. Hyattsville, MD: National Center for Health Statistics.