

ASSISTED LIVING IN OREGON

Provides private, single-occupancy apartments with a private bath and kitchenette

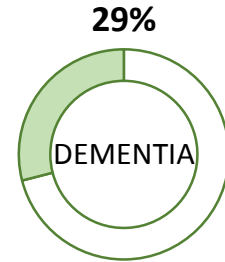
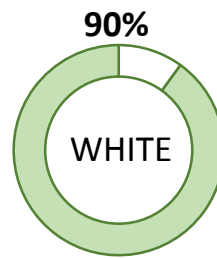
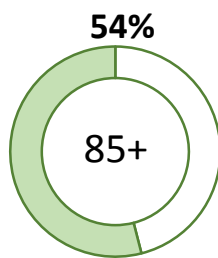
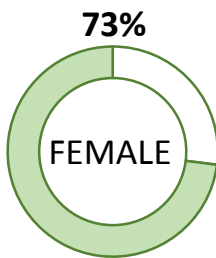
Provide daily meals, personal care, health monitoring, medication administration, and care coordination

216
Total Communities

14,406
Licensed Capacity

5%
Increase in Settings Since 2008

RESIDENT DEMOGRAPHICS AND HEALTH CHARACTERISTICS



72%
Used a mobility aid

66%
Received assistance taking oral medications

55%
Received a flu shot

55%
Took 9 or more medications

25%
Fell

19%
Took antipsychotic medication

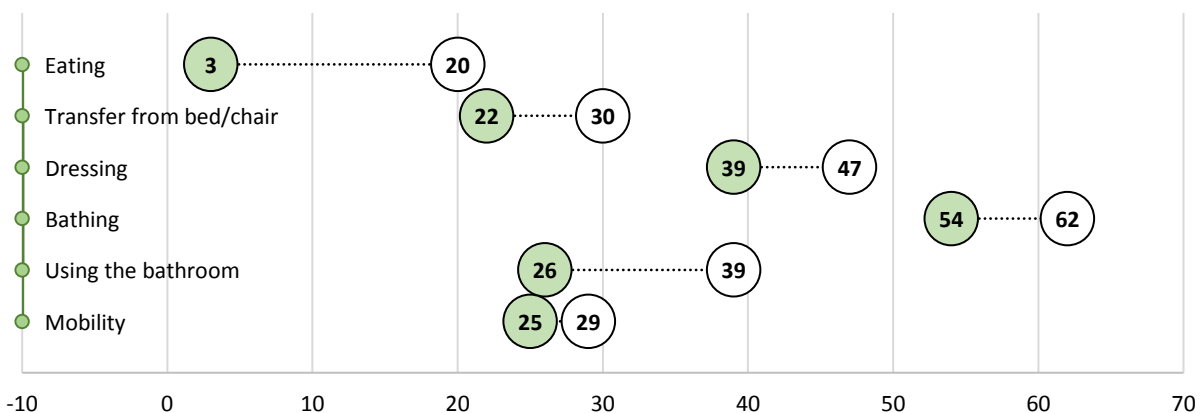
14%
Treated in hospital ER in last 90 days

14%
Self-administered most of their medications

8%
Discharged from hospital stay in last 90 days

5%
Received hospice care in last 90 days

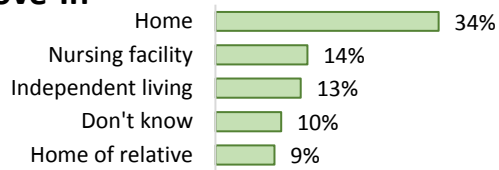
Percentage of Residents Who Need Assistance with ADLs in **Assisted Living** and **Nationally**ⁱ



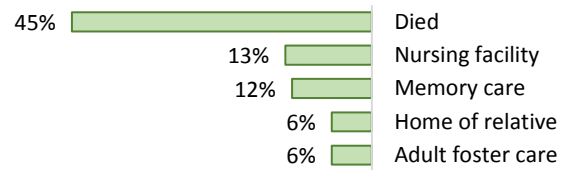
ASSISTED LIVING IN OREGON

RESIDENT MOVE-IN AND MOVE-OUT INFORMATION

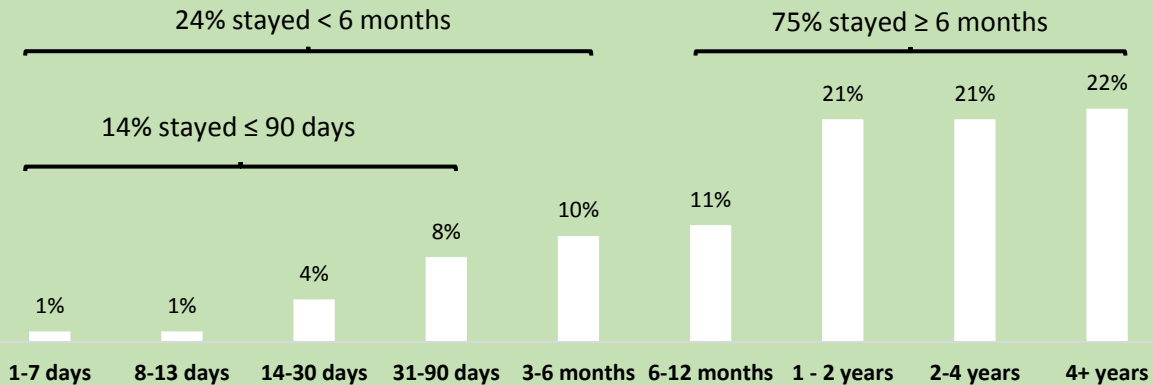
Move-In



Move-Out

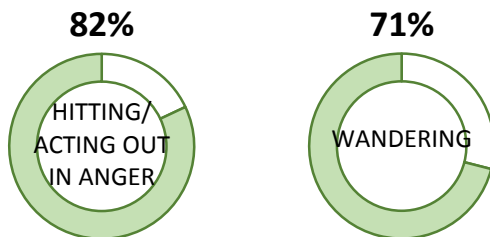


Length of Stay

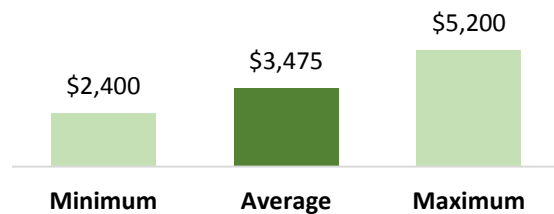


FACILITY CHARACTERISTICS

Most Common Move-Out Notices



Monthly Private-Pay Charge (Including Services)



.77

Ratio of all employees to residents

72%

Facilities that had a full-time RN

35%

Employees who received a flu shot

8%

Direct care staff who were certified

1.76

Personal care staff hours per resident per day

Oregon DHS contracted Portland State University's Institute on Aging to conduct a survey of a statewide sample of adult foster homes in 2015. Results are based on provider responses to a self-administered questionnaire. A total of 316 adult foster homes with 1,218 residents responded for a 51% response rate. The full report is available at:

<https://www.pdx.edu/iaa/oregon-community-based-care-project> and <http://www.oregon.gov/DHS/SENIORS-DISABILITIES/Pages/publications.aspx>

July 21, 2016

ⁱ Rome V., & Harris-Kojetin L.D. Variation in residential care community nurse and aide staffing levels: United States, 2014. (2016). National health statistics reports; no 91. Hyattsville, MD: National Center for Health Statistics.