


FALL 2025 MOVE-IN GUIDE


Welcome to Portland State University!


To help you prepare for move-in, we have organized some information that we think will be most beneficial.


PLAN AHEAD

- **GET YOUR PSU ID CARD**

Pick up your PSU ID Card prior to your move-in date. Your PSU Student ID grants you access to your residence hall and building elevator, and lets you use your meal plan if you have one.

 - You will need a valid government issued photo ID to get your ID card.
 - ID Services is located in Fariborz Maseeh Hall, and is open Monday through Friday, 9am - 5pm.
 - If you are unable to get your ID card prior to move-in, you can use a valid government issued ID to check-in. We will provide you a temporary key fob to access your residence hall. You will be expected to go to ID Services the next day they open to pick up your ID card and return your temporary fob.
- **BRINGING A CAR TO CAMPUS?**

Most residents will not keep a car on campus since public transit is so accessible and convenient. If you are bringing your car to campus, you may purchase a residential parking permit from Transportation and Parking Services. Make sure to select a residence hall permit.
- **CONNECT WITH YOUR ROOMMATE**

You will receive room and roommate information in late August. Once you get contact details for your roommate, introduce yourself! You can avoid duplicate items by coordinating who will bring what.
- **CHECK YOUR PSU EMAIL**

Be sure to check your PSU email regularly for important updates and information about your community.

STEPS FOR MOVING IN

- 1 SELECT TIMESLOT**

Select a check-in timeslot through the Housing Portal (pdx.edu/housing/portal)

You can change your timeslot as needed prior to arrival.
- 2 ARRIVE ON CAMPUS**

See Parking Information on the back for details.

Please leave your belongings in your car until after you have checked in and received your keys.
- 3 CHECK-IN**

Go to designated Check-in location during your chosen timeslot.

Bring your PSU ID card or a government issued photo ID to pick up move-in folder and keys.
- 4 INSPECT ROOM & MOVE IN**


We make every effort to make sure your room is prepared for you.

In the case of any damages, please email housing@pdx.edu within 48 hours so they can be addressed and so you are not billed for damages on move-out.


ADDITIONAL INFORMATION


- **DINING ON CAMPUS**


Dining plans begin with lunch on September 25th. All First Year Experience students are enrolled in a dining plan as part of their contract.

Other students may purchase a dining plan at dineoncampus.com/psu.
- **PACKAGES**

Our package room has limited space. Please do not mail packages prior to arrival. Students who need to mail many large boxes to campus should utilize a pick-up service at USPS or UPS.

Information about your mailing address is included with your assignment details sent in August. You will need to include your room number on all mail and packages.
- **FOR A SMOOTHER MOVE-IN**

We recommend you bring a wagon or handtruck to help with the move-in process. We have a limited number of carts available. Residents should avoid bringing U-Hauls or large box trucks as there will be limited street parking.
- **ELEVATORS**

Elevators are available in Blumel, Broadway, Montgomery, Ondine, and Stephen Epler. St. Helens has no elevators. There may be long waits for the elevators during move-in. So we recommend using stairs, if you are able.
- **ALL UTILITIES INCLUDED**

Rates include electricity, gas, water, sewer, garbage, and internet. Wireless internet is available in all buildings. Ethernet ports are available in Blumel, Broadway, Ondine, and Stephen Epler.

CHECK-IN DETAILS

Find your building to determine your check-in date and location.

Residents will not be able to check-in prior to the check-in timeslot they have chosen via the Housing Portal. There is no time limit for moving in.

September 25

Ondine Residents

Ondine Lobby
9am - 4:30pm

Broadway Residents

Broadway 2nd floor
9am - 4:30pm

Stephen Epler Honors Residents (floors 3,4)

Stephen Epler, East side of building
2pm - 4:30pm

September 26

Blumel, Montgomery, Stephen Epler (floors 2,5,6), & St. Helens Residents

Hoffmann Hall
9:30am - 4:30pm

September 27

All Residents

Hoffmann Hall
10am - 3:30pm

September 28

All Residents

Broadway Service Desk
10am - 2:30pm

The Broadway Service Desk is open each day until midnight for any late check-ins.

FURNISHING IN YOUR ROOM

- All units come with a bed, dresser, desk, and chair for each resident
- Twin XL Mattress: Broadway, Ondine, St. Helens, Montgomery
- Standard Twin Mattress: Blumel, Epler
- Barstools are provided in Blumel and St. Helens
- Units may have one or two sets of furniture; extra furniture cannot be removed
- Units with kitchens or kitchenettes include fridges or mini-fridges
- Sleeper units include a mini fridge and microwave

MAKE PARKING EASY, DOWNLOAD PARKING KITTY

Residents moving in must pay for parking and obey all PSU and City of Portland parking regulations. Download the Parking Kitty app to make paying for parking easier.



PARKING INFORMATION

Ondine and Broadway Residents

Parking Structure 1

Address: 1872 SW Broadway, Portland, OR 97201

Residents checking in on **September 25 (9am - 4:30pm)** will receive a 75-minute active loading zone permit to be used on levels 1 and 2 in Parking Structure 1. Permits will be available at the parking structure upon arrival. After the loading zone permit expires, residents must move their vehicle to levels 3 and up and pay for parking.

1. Go to Parking Structure 1 (level 1 or 2) to park
2. Receive loading zone permit and place face up on dashboard
3. Go to Check-in Location and pick-up keys
4. Move items to room
5. Return to car within 75 minutes and move to regular parking

After 4:30pm September 25, active loading zone permits will not be available at Parking Structure 1. Residents can park in Parking Structure 1 and pay at a kiosk or with Parking Kitty app.

Blumel, Montgomery, Stephen Epler, and St. Helens Residents

Parking Structure 3

Address: 1631 SW 12th Ave, Portland, OR 97201

Residents are encouraged to use paid parking in Parking Structure 3. Please note the height clearance is 6'3", which may be too short for some standard pick-up trucks. If your vehicle exceeds this height, Blumel Parking Lot may be an option and has a height clearance of 7'1". If you are bringing a Uhaul or other large commercial moving truck, please consider street parking or renting a van.

1. Go to Parking Structure 3 to park
2. Pay at a kiosk or with Parking Kitty app
3. Go to Check-in Location and pick-up keys
4. Move items to room

*For information about on-campus parking including rates, clearance heights, and more, visit **pdx.edu/transportation***

Legend:

- ✓ Check In
- University Housing
- Parking
- 🍴 Campus Dining
- ♻️ Trash/Recycling
- Portland Streetcar
- ◇ MAX Light Rail

Buildings and Locations:

- Helen Gordon Child Center
- Parking Structure 3
- University Honors
- Vernier Science Center
- Science Research & Teaching Center
- Blumel Hall
- St. Helens
- Stephen Epler Hall
- ITECK
- Hoffmann Hall
- Walk of the Heroines
- Peter W. Stott Community Recreation Field
- West Heating Plant
- Peter W. Stott Center
- Viking Pavilion
- Research Greenhouses
- Playground
- Art and Design Building Construction
- Native American Student and Community Center
- Fariborz Maseeh Hall
- Shattuck Hall
- Smith Memorial Student Union
- Cramer Hall
- Lincoln Hall
- Parkmill
- Simon Benson House
- Blackstone
- Millar Library
- Montgomery Plaza
- Karl Miller Center
- CPS
- USB
- Parking Structure 2
- Urban Center
- PSU Bookstore
- Urban Plaza
- Academic and Student Rec Center
- Transportation Bike Hub
- Vanport Building
- University Center Building
- Victor's Dining Hall
- University Success
- Fifth Ave Cinema
- Food Carts
- Engineering Building
- Art Building
- Science and Education Center
- University Place Hotel
- Richard & Maurine Nouburger Center
- Fourth Ave Building

Transportation Routes:

- I-405
- To 26 West
- SW 13th
- SW 12th
- SW 11th
- SW 10th
- SW 9th
- SW 8th
- SW 7th
- SW 6th
- SW 5th
- SW 4th
- SW 3rd
- SW 2nd
- SW 1st
- SW CLAY
- SW BROADWAY
- SW MARKET
- SW MILL
- SW HARRISON
- SW HALL
- SW COLLEGE
- SW JACKSON
- SW LINCOLN
- SW GRANT

Other Features:

- North Arrow
- Check In locations: Stephen Epler Hall, Hoffmann Hall
- University Housing: Blumel Hall, St. Helens, Urban Center, PSU Bookstore, Urban Plaza
- Parking: Parking Structure 3, Parking Structure 2, Parking Structure 1
- Campus Dining: Victor's Dining Hall, University Success
- Trash/Recycling: ITECK, Hoffmann Hall, University Center Building
- Portland Streetcar: SW 11th, SW 8th, SW 5th, SW 3rd
- MAX Light Rail: SW 11th, SW 8th, SW 5th, SW 3rd