

IELP APPLICATION FORM - Page 1

My first term of study will be: Fall 2023
September to December Winter 2024
January to March Spring 2024
March to June Summer 2024
June to August Fall 2024
September to December

How long do you wish to study in this program? Choose one:

1 term 2 terms 3 terms 1 year or more

Please spell your name exactly as it appears on your passport. Include a copy of your passport identification page with this application.

Family Name (surname) First name Middle name

Country of birth City of birth

Country of citizenship Date of birth (day/month/year)

Current address :

Street Address Apartment number

City State/Province Country Postal Code

Phone number Email

Permanent address in home country (required for immigration purposes):

Street Address Apartment number

City State/Province Country Postal Code

Emergency Contact:

First name: Last name:

Phone number: Relationship to you

Are you currently studying at another school in the U.S. on an I-20? yes no

If you are currently in the United States on an international non-immigrant visa, what kind of visa do you have?

F-1 J-1 B-2 Other:

If you are currently attending another school in the U.S., write the name of the school that issued your I-20:

School name Dates of attendance (day/month/year)

Are you planning on traveling outside the U.S. before your term in the IELP begins? yes no

What are your travel dates?

Departure date (day/month/year) Return date (day/month/year)

IELP APPLICATION FORM - Page 2



Proof of secondary school completion in original language and in English OR an official copy of graduation certificate OR university transcript (only one of three options listed) must be submitted with this application.

What year did you complete your high school education?

Colleges/universities attended:

University name Degree awarded

How did you learn about our Intensive English Language Program?

my university agent Name of university or agent

family friend IELP website Internet search other social media IELP staff member

After studying in the IELP, you will: return home study for a degree at PSU study for a degree at another university

Other:

If studying for a degree, what level? bachelor's master's Ph.D.

Your major

If your spouse and/or children will accompany you, complete the following and include a copy of each person's passport identification page. ****Your spouse and/or children must apply for an F-2 visa and you must submit proof of finances to cover living expenses for your family.***

SPOUSE:

Family Name (surname) First name Middle name

Country of birth City of birth

Country of citizenship Date of birth (day/month/year)

CHILDREN:

Family Name (surname) First name Middle name

Country of birth City of birth

Country of citizenship Date of birth (day/month/year)

CHILDREN:

Family Name (surname) First name Middle name

Country of birth City of birth

Country of citizenship Date of birth (day/month/year)

IELP APPLICATION FORM - Page 3

Are you currently studying at a school in the U.S.?

Yes. Complete this page.

No. Do not complete this page. Go to page 4.

TRANSFER CLEARANCE FORM FOR STUDENTS IN F-1 STATUS and currently attending a school in the U.S.

NOTICE TO TRANSFER STUDENTS: You must submit this Transfer Clearance Form as part of your completed application. Give this page to your International Student Advisor at your current school

Please complete if transferring from a U.S. institution.

Family Name (surname) First name

Date of birth (date/month/year)

To be completed by your current international student adviser if you are in F-1 student status.

Dates of attendance at your institution: Start date End date

For which term was this student last enrolled full-time at your institution?

Term

Has this student maintained legal status with U.S. immigration regulations: yes no

If no, please explain the circumstances.

Please comment on student's attendance and performance, if necessary.

Student's SEVIS ID Date of release in SEVIS

Signature of school official Name and title

Today's date Institution

City and State Email

Phone number

Please return to: **Intensive English Language Program
Portland State University
P.O. Box 751
Portland, OR 97207-0751**

Or email to: **ielpadm@pdx.edu**

Or return to student to submit with application form.

DECLARATION OF FINANCES - Required information to issue an I-20, certificate of eligibility for an F-1 student visa. An official statement from your bank or your sponsor's bank must be submitted with this application. If you have a government scholarship, submit your scholarship letter with this application.

Sources of financial support (list amount in USD)

Personal Funds	<input type="text"/>	Government or agency sponsor	<input type="text"/>
Family Funds	<input type="text"/>	Other, please explain	<input type="text"/>
Sponsor in the United States*	<input type="text"/>		
			Total funds <input type="text"/>

Total funds must cover estimated living expenses (tuition, rent, food, etc.) for the length of study, as well as expenses for your dependents.

Student: one term = \$ 13,388 two terms = \$26,776 three terms = \$40,164 one year = \$53,552
 Dependent spouse: \$2,439 per term; Dependent child: \$2,451 per term;

***Sponsor certification (not required if sponsored by a government agency)**

If your financial documents come from a family member or private sponsor, please have them complete the section below. *Sponsors in the United States must complete the section below and attach a COPY of the form I-134, Affidavit of Support. Retain the original I-134 document to take to your visa appointment.*

My name is and I am financially supporting
 (name of the student) , my (relationship to you son/daughter/friend/etc.)
 for the duration of his/her studies in the Intensive English Language Program at Portland State University.
 Sponsor's signature Today's date


I CERTIFY that all statements on this form are **true, accurate and complete**. I understand that admission to the Intensive English Language Program (IELP) does not constitute admission to Portland State University. The stated funds are available for my educational expenses in the IELP. **I will notify** the IELP of any changes in my financial situation. I understand that misrepresentation of any of these documents may lead to disciplinary action by the IELP. Application form must be signed by **applicant**.


Applicant's signature Today's date


Application Fee Payment

Please select your payment method for the nonrefundable USD \$210 application fee.

Connect with the IELP on social media


 @psuielp


 @IELPLC


 @ielp_psu

My cash payment of USD \$210 is enclosed.

My check payable to Portland State University is enclosed.

Email completed form to: ielpadm@pdx.edu