

Core Peer Training Follow-Up Survey

The Mental Health and Addiction Board of Oregon (MHACBO) used State Opioid Response Grant funds from the Oregon Health Authority (OHA) to provide the OHA-approved Core Peer training program at no cost to participants. The training fulfills the education requirement for Certified Recovery Mentor (CRM) and Peer Support Specialist (PSS) credentials. The 40-hour training was offered in both English and Spanish languages. OHA contracted with Portland State University to follow up with participants who completed the Core Peer training to evaluate the impact it had on their careers. There were 112 survey respondents, who, on average, completed the survey 9 months after the training.



More people are now certified to work as peers.

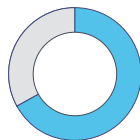
After training...

(n=107)

The average amount of time since taking training was 9 months



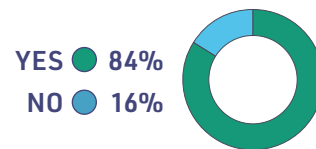
75% earned a **NEW** peer certification after training (CRM, PSS or Peer Wellness Specialist)




67% earned a peer certification for the **FIRST TIME** after training

Most participants were employed, and nearly half were in a peer role.

Currently employed (n=105)

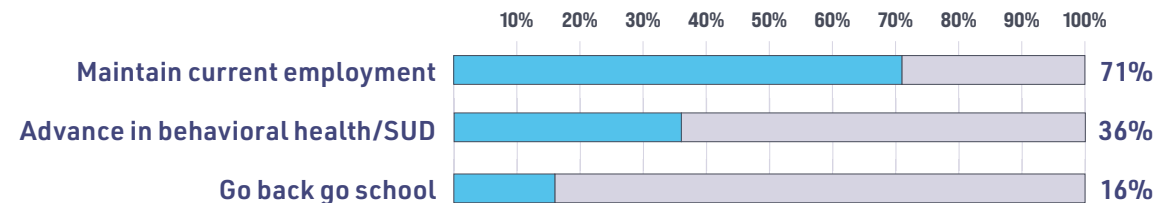


Current role (n=88)



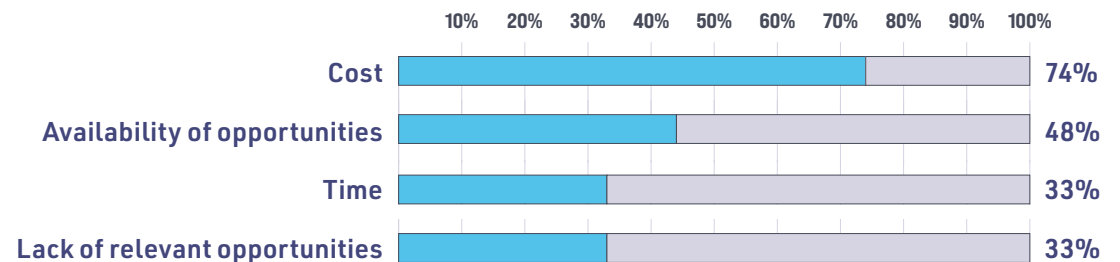
Most participants planned to stay in their current employment in the next year.

Top 3 employment plans for next year (n=103)



Participants were certified, but 31% had concerns about maintaining continuing education requirements needed for recertification.

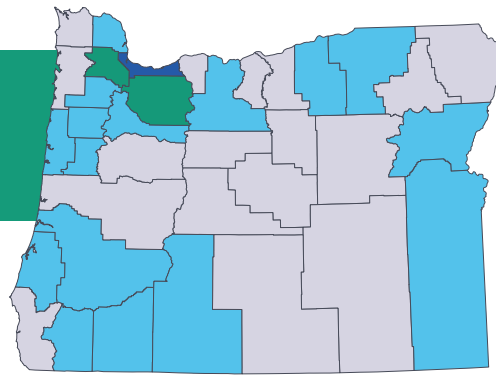
Top concerns about maintaining continuing education for recertification (n=33)



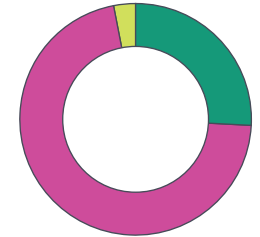
The Peer Core training reached the rural/frontier workforce.

Where respondents work or desire to work, by number of respondents (n=106)

1-10
11-41
40+

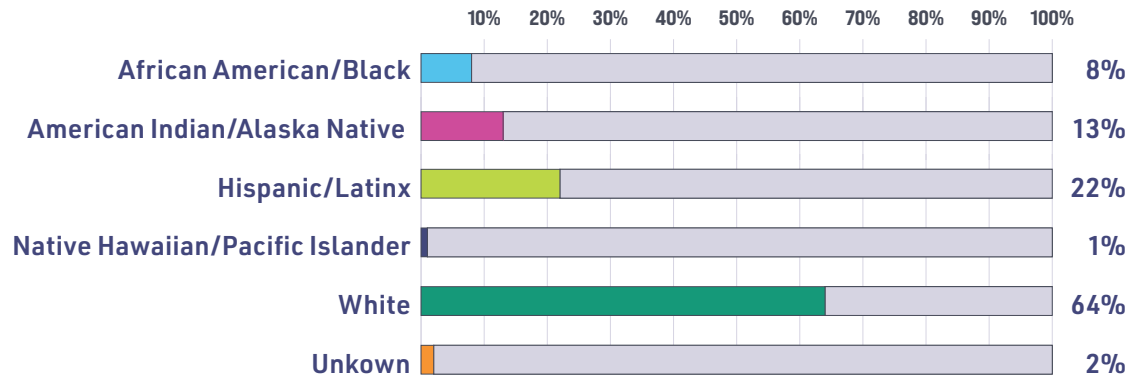


Rural/Frontier 26%
Urban 71%
Out of state 3%

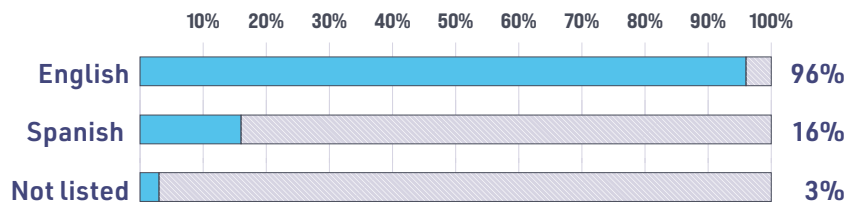


Participants were more racially diverse than Oregon's population, evidence of equitable access to training.¹

Racial and ethnic background* (n=106)

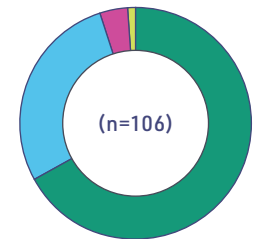


Languages typically spoken at home* (n=103)



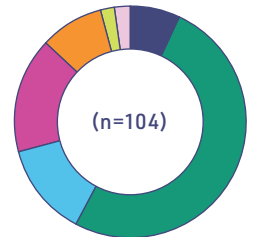
Participants largely identified as female.

Female 67%
Male 28%
Non-binary 4%
Prefer not to say 1%



Training reached people with diverse educational backgrounds.

Some high school 7%
High school / GED 51%
Trade school 13%
Associate's degree 16%
Bachelor's degree 9%
Graduate degree 2%
Other 2%



1. Oregon population comparison data obtained from Rural Health Information Hub, <https://www.ruralhealthinfo.org/data-explorer?id=183&state=OR>

*Respondents could select more than one answer