







STANDARD LAYER REPORT		
	AREA	QTY
	Building Services	201 4
	Circulation	515 7
	Mechanical Space	191 2
	Net Assignable Space	18,907 15
	Vertical Penetrations	80 1
TOTAL:		19,894 29
Floor Gross:		20,918

STANDARD SPACE REPORT



CORBETT BUILDING
Basement Floor Plan

2828 SW Corbett Avenue, Portland, Oregon 97201-4827

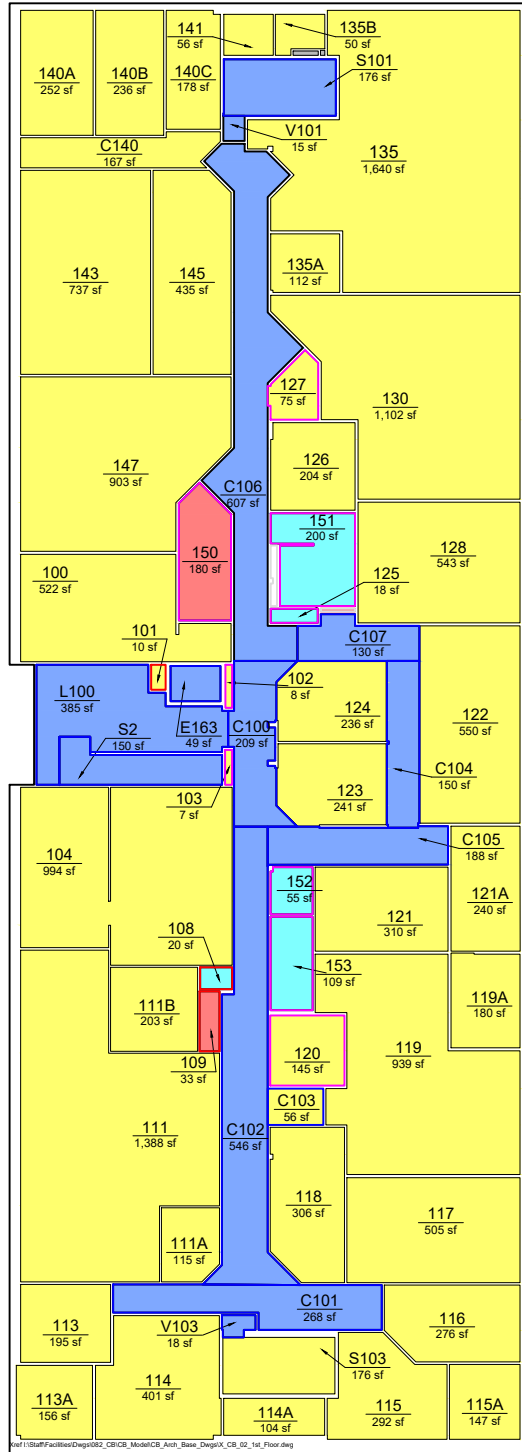
Print Date: 2010






Last Modified Date: 2010




Campus Planning Office

<http://www.pdx.edu/planning-sustainability>



STANDARD LAYER REPORT		
	AREA	QTY
	Building Services	402 5
	Circulation	2,891 13
	Mechanical Space	213 2
	Net Assignable Space	15,392 42
	Vertical Penetrations	4 2
TOTAL:		18,902 64
Floor Gross:		20,963

STANDARD SPACE REPORT



CORBETT BUILDING

First Floor Plan

2828 SW Corbett Avenue, Portland, Oregon 97201-4827

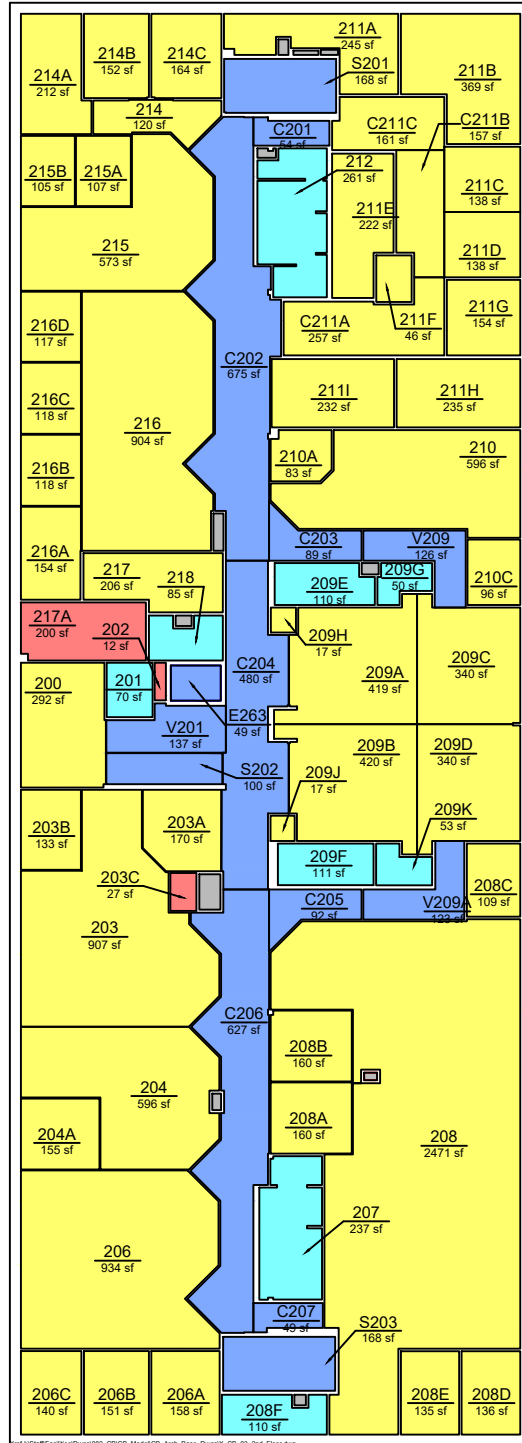
Print Date: 2010






Last Modified Date: 2010




Campus Planning Office

<http://www.pdx.edu/planning-sustainability>



STANDARD LAYER REPORT		
	AREA	QTY
	Building Services	1,087 9
	Circulation	2,937 14
	Mechanical Space	239 3
	Net Assignable Space	14,539 50
	Vertical Penetrations	65 11
TOTAL:		18,867 87
Floor Gross:		20,904

STANDARD SPACE REPORT



CORBETT BUILDING
 Second Floor Plan

2828 SW Corbett Avenue, Portland, Oregon 97201-4827

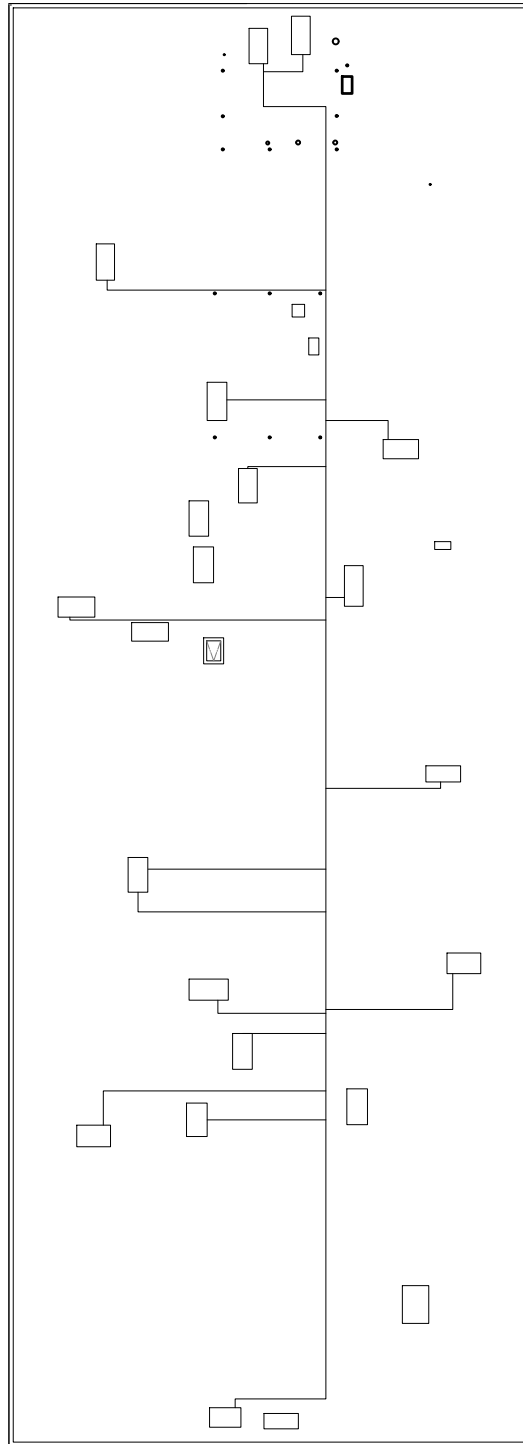
Print Date: 2010

Last Modified Date: 2010




Campus Planning Office

<http://www.pdx.edu/planning-sustainability>



BASE FLOOR PLAN



CORBETT BUILDING

Roof Plan

2828 SW Corbett Avenue, Portland, Oregon 97201-4827

Print Date: 2010

Last Modified Date: 2010



Campus Planning Office
<http://www.pdx.edu/planning-sustainability>