


George C. Hoffmann Hall (HOFF)

MAIN ENTRANCE IS ON FIRST FLOOR

If you need assistance, or an accommodation to access an office or classroom please contact:
For Student - Disability Resource Center at (503) 725-4150
For Employees - Human Resources at (503) 725-4926



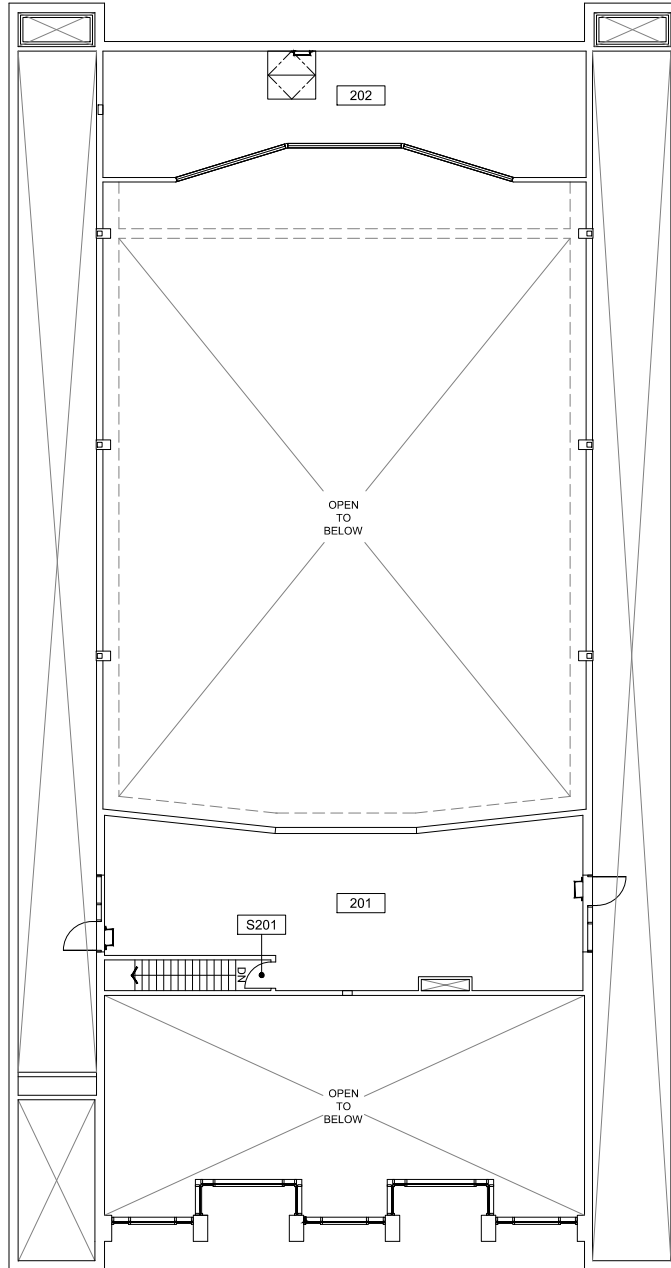
Scale
1" = 20'-0"



 CHAIR LIFT ACCESS

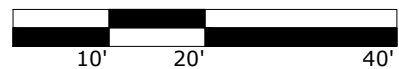
 WHEELCHAIR ACCESS

 BUILDING ACCESS - NOT WHEELCHAIR ACCESSIBLE



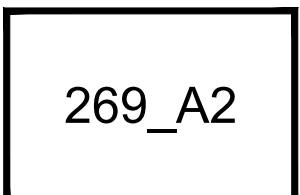
Scale


1" = 20'-0"



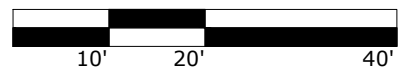
MEZZANINE PLAN
 George C. Hoffman Hall
 1833 SW 11th Ave

DRAWN BY:
 HH
 DATE:
 01/2021





Scale
1" = 20'-0"



ROOF PLAN
George C. Hoffman Hall
1833 SW 11th Ave

DRAWN BY:
HH
DATE:
01/2021

269_A3