




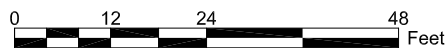


STANDARD LAYER REPORT		
	AREA	QTY
 Building Services	1,216	8
 Circulation	3,129	10
 Mechanical Space	56	2
 Net Assignable Space	3,719	1
 Vertical Penetrations	6	1
TOTAL:	8,126	22
Floor Gross:	8,764	

## STANDARD SPACE REPORT



### HOFFMAN HALL

Main Floor Plan

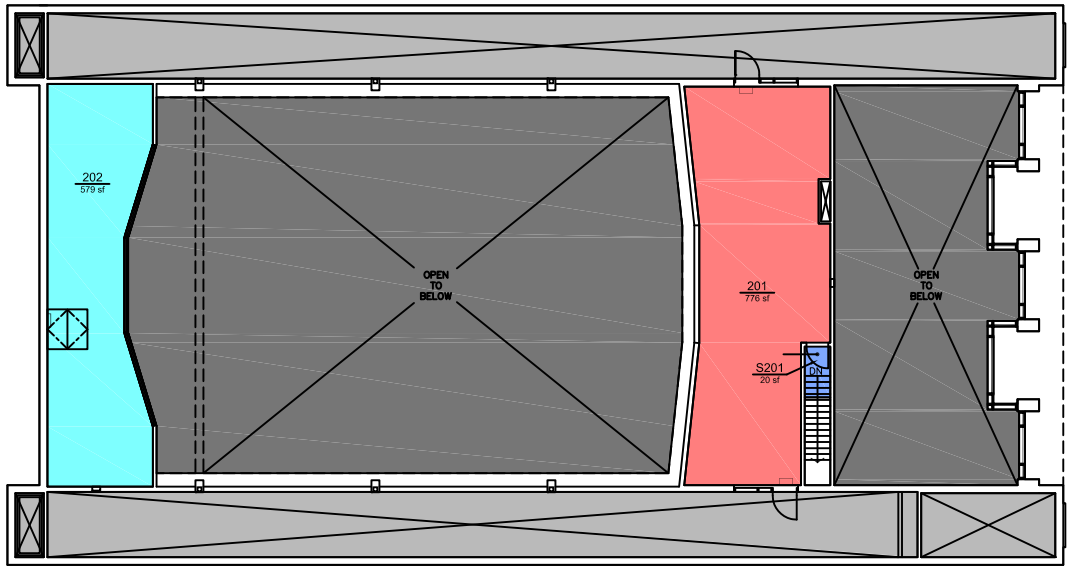
1131 SW Montgomery Street, Portland, Oregon 97201-3260






Print Date: 10/2010

Last Modified Date: 10/2010

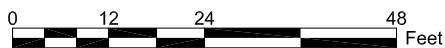


Campus Planning Office  
<http://www.pdx.edu/planning-sustainability>



STANDARD LAYER REPORT		
	AREA	QTY
 Building Services	579	1
 Circulation	20	1
 Mechanical Space	776	1
 Open To Below	4,212	2
 Vertical Penetrations	2,107	5
TOTAL:	7,694	10
Floor Gross:	4,525	

## STANDARD SPACE REPORT



### HOFFMAN HALL

Main Floor Plan

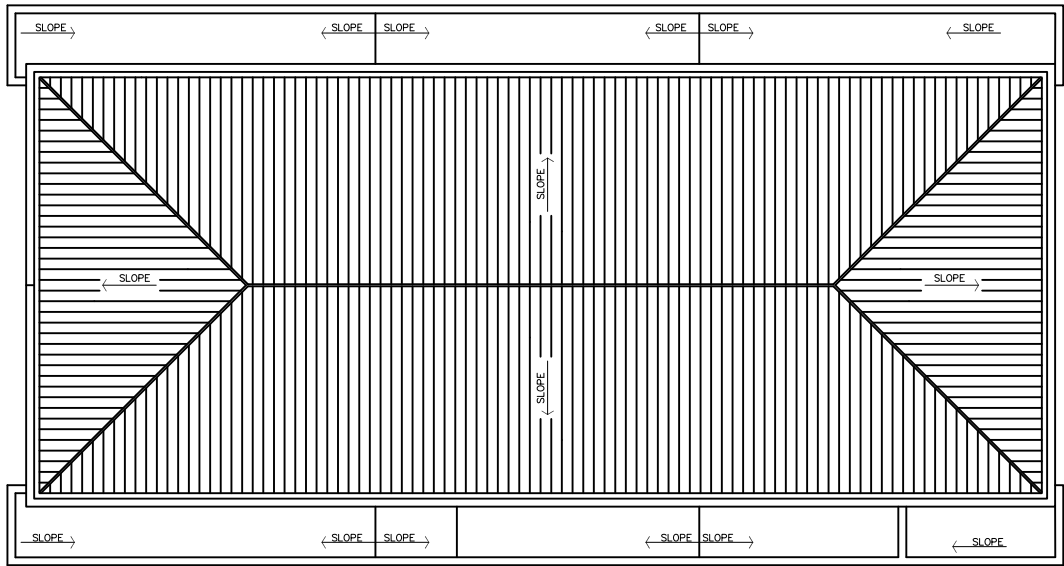
1131 SW Montgomery Street, Portland, Oregon 97201-3260

Print Date: 10/2010

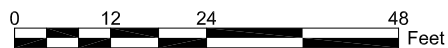
Last Modified Date: 10/2010



Campus Planning Office  
<http://www.pdx.edu/planning-sustainability>



# STANDARD SPACE REPORT



## HOFFMAN HALL

### Roof Plan

1131 SW Montgomery Street, Portland, Oregon 97201-3260

Print Date: 10/2010

Last Modified Date: 10/2010



Campus Planning Office  
<http://www.pdx.edu/planning-sustainability>